

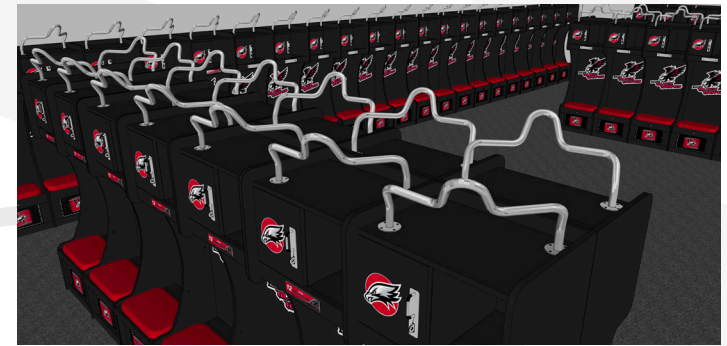


THE FOUNDATION FOR YOUR FACILITY

AELockers.com

Follow the Athletic Edge Playbook
to outfit your athletic facility.

IT ALL STARTS HERE AT THE ATHLETIC EDGE.



We support athletic administrators, coaches, support staff and athletes because providing quality equipment for athletic care is at the cornerstone of what we do and who we care about.

We have all the tools you need to plan your next upgrade, remodel or re-design. A firm foundation is the key to a facility that lasts, and we can help you plan yours.

Build a solid foundation

Expectation is everything. Creating the foundation of your athletic facility determines the quality and character of your space. You have the vision. We have the expertise to help you every step of the way.

Set the framework

Select quality products and materials with the features you need to get the results you want. Choose from wood, laminate, phenolic, aluminum or steel combined with plenty of options to meet your needs for just the right fit.

Add a finishing touch

Add a personal touch to make your facility special and unique. The Athletic Edge can help to tell your story through the colors you choose and custom branding options that will create a facility that is distinct.

Choose The Athletic Edge for the...

locker room, office, classroom, and furniture solutions

WOOD/LAMINATE LOCKERS

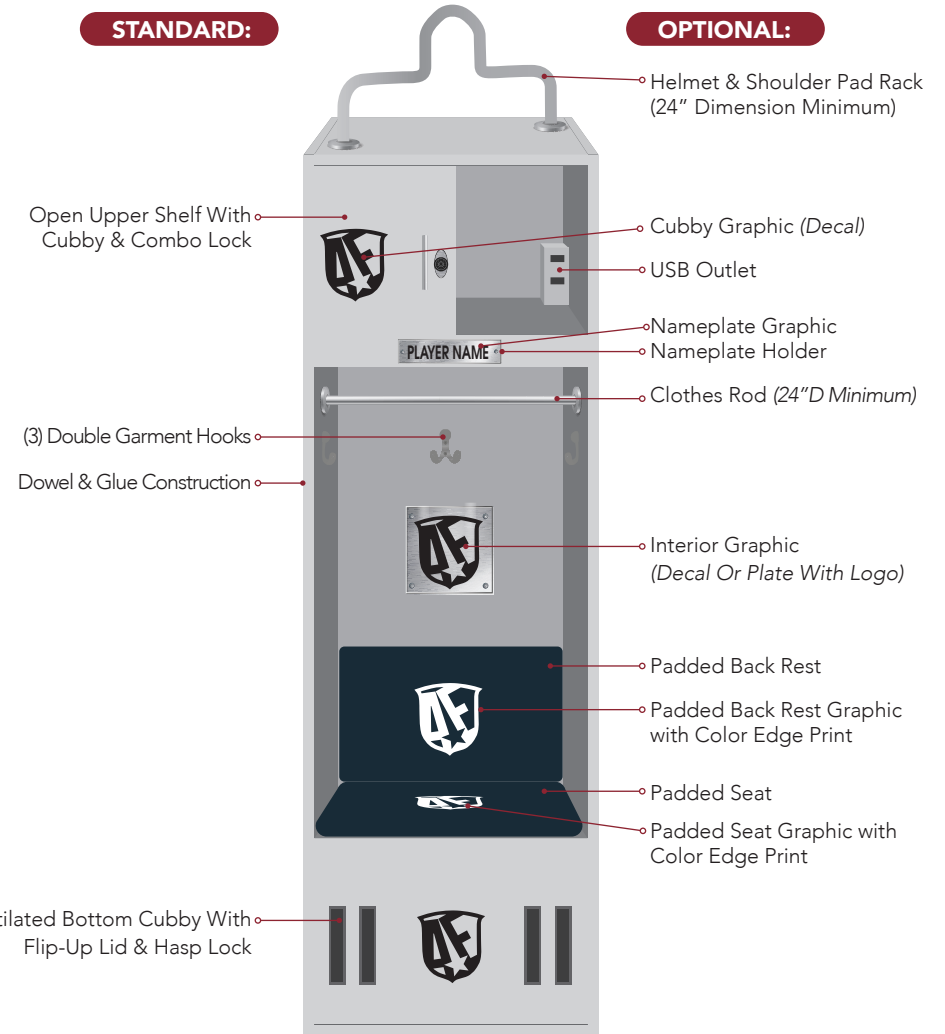


Contact us for a free mockup:
AELOCKERS.COM OR 800.743.7738

Keeping with tradition: strength, quality and durability. Our wood and laminate lockers are beautifully handcrafted in the USA by our superior craftsmen, who have been producing top-quality wood products for more than 35 years. Finish your project with custom branding, which serves as a great recruiting tool.

STANDARD FEATURES:

- Open upper shelf with cubby and combo lock
- Ventilated bottom cubby with flip-up lid and hasp lock
- Laminate and wood options available
- Dowel and glue construction
- Wood options have base coat sanding sealer & 2 coats of water based, low volatile organic compounds (VOCs) lacquer
- (3) Double garment hooks
- Lockers ship fully assembled



WOOD/LAMINATE LOCKERS

CONFIGURATIONS & OPTIONS

STANDARD CONFIGURATIONS:



Straight Recessed L-Shape Cutback Pedestal

BOTTOM OPTIONS:



Open Cubby Lift Up Lid Pull Out Drawer

BOTTOM FACE:



Louvered Mesh

DATA SHEETS:

[STRAIGHT SIDE WOOD LOCKER](#)

[RECESSED WOOD LOCKER](#)

[L-SHAPE WOOD LOCKER](#)

[CUTBACK WOOD LOCKER](#)

[PEDESTAL SIDE WOOD LOCKER](#)

SIZES AVAILABLE:

Straight, Recessed, & Cutback

Height	Width	Depth
72"	18", 24", 30"	18", 24"
78"	18", 24", 30"	18", 24"
84"	18", 24", 30"	18", 24"

*Custom sizes available upon request.

L-Shape

Height	Width	Depth
72"	18", 24", 30"	18", 20", 24"

Pedestal


Height	Width	Depth
72"	18", 24", 30"	23.5", 30", 36"
78"	18", 24", 30"	23.5", 30", 36"
84"	18", 24", 30"	23.5", 30", 36"

*Custom sizes available upon request.

ACCESSORIES AND GRAPHICS:

- Nameplate holder (2"x 8", 2"x10", or 2"x12")
- Nameplate graphic
- Cubby graphic (*decal or plate with logo*)
- Double ceiling hook
- Interior graphic (*decal or plate with logo*)
- Bottom graphic (*decal*)
- Helmet & shoulder pad rack (*minimum 24"W, not available on L-shape*)
- Clothes rod (*not available on L-shape*)
- Padded seat
- Padded seat graphic
- Padded back rest
- Padded back rest graphic
- 120V USB power outlet (*not available on L-shape*)


STANDARD LAMINATE CHOICES:



STANDARD WOOD CHOICES:



STAIN CHOICES:



Custom material and stain choices available upon request.

Go to

[AELOCKERS.COM/RESOURCES-DOCUMENTS](https://www.aelockers.com/resources-documents)

to get product specs and drawings

STEEL OPEN ATHLETIC LOCKERS



Contact us for a free mockup:
AELOCKERS.COM OR 800.743.7738

Athletes need a locker that's tough, durable and spacious enough to handle all their equipment and gear. Designed and built by experienced craftsmen with years of experience in millwork and steel fabrication, our steel lockers exceed our customers' expectations with innovative design and unrivaled quality that meet any size or budget.

STANDARD FEATURES:

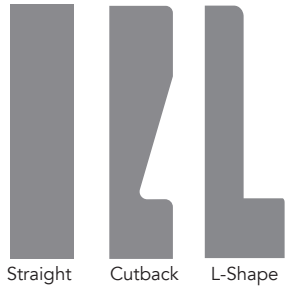
- Welded 16 gauge steel construction
- (2) Single garment hooks
- Top cubby
- Recessed cup with hasp (padlock not included)
- Bottom foot locker with flip-up lid and hasp lock
- Louver ventilation
- Durable powder coat finish
- Lockers ship fully assembled



STEEL OPEN ATHLETIC LOCKERS

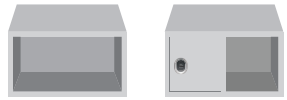
CONFIGURATIONS & OPTIONS

STANDARD CONFIGURATIONS:



Straight Cutback L-Shape

TOP OPTIONS:



Open Cubby with Hasp (Standard)

VENTILATED BOTTOM OPTIONS:



Open Louvered with lift up lid (Standard) Louvered fixed seat with pull out drawer

**Pull out drawer not available on L-Shape

PADDED SEAT/BACK OPTIONS:



Padded Seat Padded Seat & Back Rest

SIZES AVAILABLE:

Straight

Height	Width	Depth
72"	18", 24", 30"	18", 24"
78"	18", 24", 30"	18", 24"
84"	18", 24", 30"	18", 24"

*Custom sizes available upon request.

Cutback

Height	Width	Depth
72"	18", 24", 30"	24", 30"
78"	18", 24", 30"	24", 30"
84"	18", 24", 30"	24", 30"

*Custom sizes available upon request.

L-Shape

Height	Width	Depth
72"	24", 30"	24"
78"	24", 30"	24"

*Custom sizes available upon request.

STANDARD FRAME COLORS:



STANDARD UPHOLSTERY CHOICES:



*SEE CUSTOM CUSHION OPTIONS ON PAGE 7

ACCESSORIES AND GRAPHICS:

- Cubby graphic (Decal)
- Clothes rod (24"D minimum)
- Interior graphic (Decal)
- Magnetic nameplate (2"x 6", 2"x 8")
- Single coat hook
- Double ceiling hook
- Cubby lock (Combo or Digital)
- Helmet & shoulder pad rack (24" dimension minimum)
- Padded seat graphic
- Padded back rest graphic
- Number tag
- USB outlet

DATA SHEETS:

STRAIGHT SIDE STEEL ATHLETIC LOCKER

CUTBACK STEEL ATHLETIC LOCKER

L-SHAPE STEEL ATHLETIC LOCKER

Go to
 [AELOCKERS.COM/RESOURCES-DOCUMENTS](https://www.aelockers.com/resources-documents)
 to get product specs and drawings

STEEL STORAGE LOCKERS



Contact us for a free mockup:
AELockers.com OR 800.743.7738

Extremely tough and durable, these lockers ship assembled, ready for installation. All locker parts are made of high quality steel formed for superior rigidity. The entire locker frame is fully welded. Sides can be perforated for maximum ventilation. There are several configurations to fit your locker room needs!

STANDARD FEATURES:

- Welded steel construction with flat top
- (2) Single garment hooks
- Open locker storage with door(s)
- Durable powder coat finish
- Upper and lower shelf available in single tier locker only
- Recessed cup with hasp (padlock not included) on single and two tier lockers
- Lockers ship fully assembled



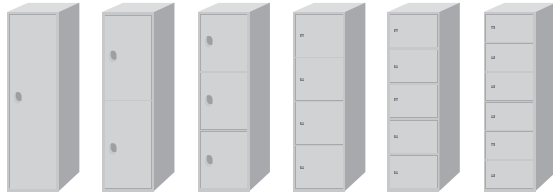
DATA SHEETS:

STEEL STORAGE LOCKERS

STEEL STORAGE LOCKERS

CONFIGURATIONS & OPTIONS

STANDARD CONFIGURATIONS:



1 Tier 2 Tier 3 Tier 4 Tier 5 Tier 6 Tier

SIZES AVAILABLE:

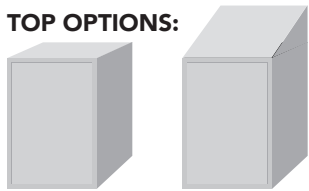
Height	Width	Depth
60"	12", 15", 18", 24"	12", 15", 18", 24"
72"	12", 15", 18", 24"	12", 15", 18", 24"
78"	12", 15", 18", 24"	12", 15", 18", 24"
84"	12", 15", 18", 24"	12", 15", 18", 24"

*Custom sizes available upon request.

STANDARD FRAME COLORS:



TOP OPTIONS:




Flat
(Standard)

Sloped

ACCESSORIES AND GRAPHICS:

- Door graphic (*Small Logo Decal - 6" x 6"*)
- Number plate
- Cubby lock (*Combo or Digital*)

VENTILATED OPTIONS:



Vented Side or
Vented Door



CUSTOM OPTIONS

CUSTOM CUSHION BRANDING:



SEAT LOGO

Full Color Print for Seat Cushion (12"W x 12"H)



BACK LOGO

Full Color Print for Back Cushion (12"W x 12"H)



LOGO DB














Deboss Logo (12"W x 12"H)










LOGO CP

Color Edge Print (12"W x 12"H)

STANDARD UPHOLSTERY CHOICES:

 Royal Blue	 American Beauty
 Imperial Blue	 Lark
 Blue Ridge	 Burgundy
 Deep Violet	 Dove
 Forest	 Charcoal
 Mandarin Orange	 Mocha
 Black	

COLOR EDGE UPHOLSTERY CHOICES:

 Blue Ribbon	 Celestial
 Purple Passion	 Valentine
 Crimson	 Dolphin
 Black	

***Color Edge Print upholstery colors do not match Standard Upholstery colors.*

Durable and secure, the perfect combination.
Locks and hardware for every locker type...

MECHANICAL LOCKS:



Zephyr - 6500 Series



Zephyr - 3310/3315



Zephyr - 1954



Zephyr - 1970



Zephyr - 5500 Series

DIGITAL LOCKS:



Zephyr - 6200 Series



Digilock - Axis

ALUMA ELITE LOCKERS



Contact us for a free mockup:
AELockers.com OR 800.743.7738

This aluminum locker line offers durability and a design configuration that allows you to showcase your team pride. Aluminum components support and extend the life and durability of the product. The phenolic seat lid is a sturdy and functional option for footlocker storage.

Options:

- Full length door with master lock or wing latch (only for A3504)
- Padded seat cushion with custom logo
- Helmet and shoulder pad rack

DATA SHEETS:

A3500 ALUMA ELITE LOCKER

A3504 ALUMA ELITE LOCKER

A3600 ALUMA ELITE LOCKER

Aluma Elite Lockers can be designed to match our Aluma Elite Athletic Training Room equipment for a more cohesive look in your facility.

All aluminum lockers ship fully assembled.



ALUMA ELITE LOCKERS

CONFIGURATIONS & OPTIONS

A3500



A3500 with clothes rod, single coat hooks, nameplate holder, and graphics

STANDARD FEATURES:

- Durable aluminum construction
- Tough powder coat finish
- 4 Adjustable leveling feet
- Bottom cubby with flip-up, black phenolic lid
- 3 Double garment hooks
- Open upper shelf
- Ventilated sides with diamond punch pattern

ACCESSORIES:

- Nameplate holder (2"x 8", 2"x 10", or 2"x12")
- Nameplate (2"x 8", 2"x 10", or 2"x 12")
- Helmet & shoulder pad rack (Minimum 24"W)
- Single coat hook
- Clothes rod
- Padded seat cushion

A3504



A3504 with clothes rod and graphics

STANDARD FEATURES:

- Durable aluminum construction
- Tough powder coat finish
- 4 Adjustable leveling feet
- 1 Upper shelf and 1 lower shelf
- Door with hasp lock
- 3 Double garment hooks
- Ventilated sides with diamond punch pattern

ACCESSORIES:

- Nameplate holder (2"x8", 2"x10", or 2"x12")
- Nameplate (2"x8", 2"x10", or 2"x12")
- Single coat hook
- Helmet & shoulder pad rack (Minimum 24"W)
- Clothes rod
- Combination lock

A3600



A3600 with single coat hooks, nameplate holder, helmet and shoulder pad rack, combination lock, padded seat with custom branding, and graphics

STANDARD FEATURES:

- Durable aluminum construction
- Tough powder coat finish
- 4 Adjustable leveling feet
- Upper cubby with hasp lock
- Bottom cubby with flip-up, black phenolic lid
- 3 Double garment hooks
- Ventilated sides with diamond punch pattern

ACCESSORIES:

- Nameplate holder (2"x 8", 2"x 10", or 2"x 12")
- Nameplate (2"x 8", 2"x 10", or 2"x12")
- Single coat hook
- Helmet & shoulder pad rack (minimum 24"W)
- Padded seat cushion
- Clothes rod

SIZES AVAILABLE:

Height	Width	Depth
72"	18", 24", 30"	18", 24", 30"
78"	18", 24", 30"	18", 24", 30"

*Custom sizes available upon request.

STANDARD FRAME/ACCENT COLORS:

	Black		Green
	Light Gray		Forest Green
	Charcoal		Purple
	Bright Blue		Yellow
	Royal Blue		Orange
	Navy Blue		Brown
	Red		White
	Burgundy		

STANDARD UPHOLSTERY CHOICES:

	Royal Blue		American Beauty
	Imperial Blue		Lark
	Blue Ridge		Burgundy
	Deep Violet		Dove
	Forest		Charcoal
	Mandarin Orange		Mocha
	Black		

*SEE CUSTOM CUSHION OPTIONS ON PAGE 7

Go to
[AELOCKERS.COM/RESOURCES-DOCUMENTS](https://www.aelockers.com/resources-documents)
 to get product specs and drawings

WOOD/LAMINATE CLUB LOCKERS



Contact us for a free mockup:
AELOCKERS.COM OR 800.743.7738

The Athletic Edge is the U.S.'s leading emerging manufacturer of custom club lockers with high-end finishes for golf and country clubs, health clubs, athletic facilities, fitness centers, resorts and day spas. Our range of lockers are built for beauty and durability, with custom options to suit any interior needs.

STANDARD FEATURES

- Straight side with flat top
- Upper and lower shelf (available in single tier locker only)
- 110° Euro hinges on doors
- (2) Double garment hooks
- Wire pull handle (lock not included)
- Lockers ship fully assembled

DATA SHEET: CLUB LOCKERS



STANDARD:

OPTIONAL:

Straight Side With Flat Top

000

Number Plate



Graphic



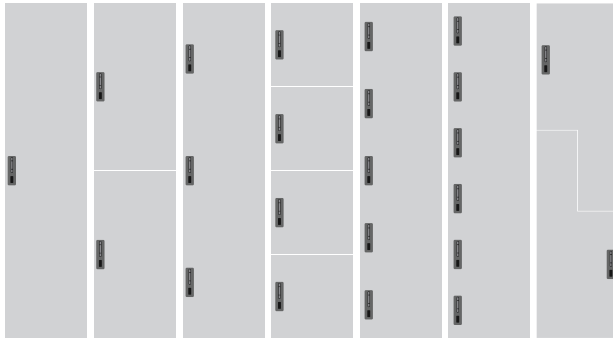
Combo Lock

**CLUB LOCKERS ARE AVAILABLE IN WOOD,
LAMINATE OR PHENOLIC**

WOOD/LAMINATE CLUB LOCKERS

CONFIGURATIONS & OPTIONS

STANDARD CONFIGURATIONS:



1 Tier 2 Tier 3 Tier 4 Tier 5 Tier 6 Tier Z

SIZES AVAILABLE:

Height	Width	Depth
36"	12", 15", 18", 20", 24"	12", 15", 18", 20", 24"
48"	12", 15", 18", 20", 24"	12", 15", 18", 20", 24"
60"	12", 15", 18", 20", 24"	12", 15", 18", 20", 24"
72"	12", 15", 18", 20", 24"	12", 15", 18", 20", 24"
78"	12", 15", 18", 20", 24"	12", 15", 18", 20", 24"
84"	12", 15", 18", 20", 24"	12", 15", 18", 20", 24"
96"	12", 15", 18", 20", 24"	12", 15", 18", 20", 24"

*Custom sizes available upon request.

ACCESSORIES AND GRAPHICS:


- Door Lock (*hasp, combo, digital, one-time use lock*)
- Nameplate holder (*2"x8", 2"x10"*)
- Nameplate graphic
- Number disc plate
- Clothes rod
- Double ceiling hook
- Double coat hook
- Graphic (*decal or plate with logo*)

Go to
 [AELOCKERS.COM/RESOURCES-DOCUMENTS](https://www.aelockers.com/resources-documents)
 to get product specs and drawings

STANDARD WOOD CHOICES:



STAIN CHOICES:



STANDARD LAMINATE CHOICES:



Custom material and stain choices available upon request.



BENCHES & MORE

ROLLING STOOLS

Our Rolling Stools combine comfort with control thanks to a 3" deluxe seat cushion, a five-star base (plastic or metal) with heavy-duty casters and pneumatic controls with multiple seat height adjustments. Give your stool the EDGE with custom branding.

STANDARD FEATURES:

- Load capacity: 300 lbs.
- Padded vinyl seat
- 3" Deluxe foam cushion
- Heavy duty casters
- Swivel stool

SIZES AVAILABLE:

- 16"W x 16"D x 18-23"H
- 16"W x 16"D x 20-26"H



PREMIUM WOOD STOOLS

Available in solid oak or maple, natural or custom finishes, our wood stools match our wood athletic lockers. These stools feature a moisture-resistant lacquer, foot cabinet and 1.5" foam padded seat, ideal for showcasing your logo.

STANDARD FEATURES:

- Load capacity: 300 lbs.
- Stylish 4 pillar frame construction
- Open foot cabinet with shelf
- Moisture resistant lacquer finish
- 1.5" High density foam cushion

SIZES AVAILABLE:

- 14"W x 14"D x 18"H
- 14"W x 14"D x 21"H



METAL STOOLS

Comfort and durability come together in our metal stools, which feature a 1.5" vinyl upholstered top and rugged steel frame. These stools match our metal athletic lockers, and both the base and top are available in a wide variety of colors.

STANDARD FEATURES:

- Load capacity: 350 lbs.
- Rugged steel frame
- Tough powder coat finish
- Durable plastic foot covers
- 1.5" Foam cushion
- Rounded corners

**Stools ship fully assembled*

SIZES AVAILABLE:

- 20"W x 16"D x 18"H
- 20"W x 16"D x 21"H
- 14"W x 14"D x 18"H
- 14"W x 14"D x 21"H



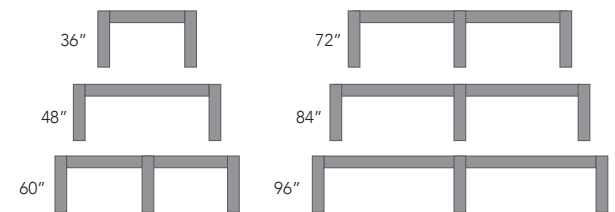
WOOD BENCHES

Complement your facility with beautiful wood benches that add the warmth and luxury of natural wood. Our benches are quality crafted and manufactured using oak or maple wood and come in a wood or 1.5" foam/vinyl top.

STANDARD FEATURES:

- Load capacity:
 - 300 lbs. (2 legs)
 - 600 lbs. (3 legs)
- Solid oak or maple construction
- Hard plastic slides on bottom

**Benches ship fully assembled*



LOCKER BENCHES

Complement your facility with beautiful wood benches that add the warmth and luxury of natural wood. Our benches are quality crafted and manufactured using oak or maple wood and come in a wood or 1.5" foam/vinyl top.

STANDARD FEATURES:

- Load capacity: 300 lbs. (2 Legs) & 600 lbs. (3 Legs)
- 1.25" Thick solid maple wood top
- Natural finish with moisture resistant lacquer coating
- Aluminum legs with durable powder coat
- Assembly required, all hardware and instructions provided



STANDARD BENCHES

WLB36
36"L x 9.5"W x 18"H
2 Legs

WLB48
48"L x 9.5"W x 18"H
2 Legs

WLB60
60"L x 9.5"W x 18"H
2 Legs

WLB72
72"L x 9.5"W x 18"H
3 Legs

WLB84
84"L x 9.5"W x 18"H
3 Legs

WLB96
96"L x 9.5"W x 18"H
3 Legs

STANDARD LEG COLORS:

- | | | | |
|--|-------------|--|--------------|
| | Black | | Green |
| | Light Gray | | Forest Green |
| | Charcoal | | Purple |
| | Bright Blue | | Yellow |
| | Royal Blue | | Orange |
| | Navy Blue | | Brown |
| | Red | | White |
| | Burgundy | | |



LOGO RUGS

Athletic Edge's logo rugs add the perfect finishing touch to any indoor facility. The rug is constructed with static dissipative 100% nylon carpet bonded to 100% premium rubber for superior grease and oil resistance for years of worry-free service.

STANDARD FEATURES:

- Indoor applications only
- Permanently printed, plush nylon surface
- 100% Nitrile rubber backing for slip/skid resistance
- Fully launderable
- Choose from 150 colors (up to 25 colors per rug)

SIZES AVAILABLE:

- 2' x 3'
- 3' x 4'
- 3' x 5'
- 3' x 10'
- 4' x 6'
- 4' x 8'
- 5' x 8'
- 5' x 10'
- 6' x 10'
- 6' x 12'



DRY ERASE WHITEBOARDS


Outfit your facility and communicate with your players using a wall mounted dry erase whiteboard. Customize your board using team logo and colors, along with any other specifications you desire. Boards are available for any sport including football, basketball, baseball, soccer, hockey, lacrosse and more.

STANDARD FEATURES:

- Whiteboards available in 7 sizes
- Non-magnetic or magnetic boards
- Solid wood frame
- Custom designed graphics to fit any sport
- Ledge holds dry erase markers and erasers
- Mounting hardware not included

SIZES AVAILABLE:

- 4'W x 2'H
- 4'W x 3'H
- 5'W x 3'H
- 6'W x 4'H
- 8'W x 4'H
- Custom sizes available upon request



THE FOUNDATION

FOR OUTFITTING YOUR ATHLETIC FACILITY

CLASSROOM



LOCKER ROOM



MOBILE SOLUTIONS



Contact us for a free mockup:
AELockers.com OR 800.743.7738

