

RAE CROWTHER CO.

ATHLETIC TRAINING EQUIPMENT

SINCE 1932

DOMINATE WITH FUNDAMENTALS

800.841.5050

2022

www.raecrowther.com



New Z-Lev



New S2 & Z1 Pads



Tackle-Breaker Sled

New Climb Sled with New S2 Pad

WE HOPE YOU LIKE OUR CATALOG






Rae Crowther has the gear to take your team to the next level!

We have been living in crazy times with fluctuations in raw materials and transportation, and it's difficult to print an accurate price. Our solution is to print this catalog with QR codes.

For the most up-to-date pricing, please scan the QR Codes in the catalog. Each item in the catalog has a QR code next to the model number (or close to the model number, as space allows). The QR code takes you direct to the product page on our web site.



If you have any problem scanning the QR code, please see help instructions below. Obviously, you are always welcome to call or email us for a price, quote or to place an order. The large QR code below this text will take you to the front door on our web site should the smaller QR codes cause any problems.

Help instructions: How do I use a QR code? Okay, it's simple. Please open your phone and go to your camera, as if you're about to take a photo. Place the QR code in the center of your cameras lens until it focuses on the code. Once in focus, your phone's screen will display a link that you can click on to go to the item and price.



CLIMB SLED

"The sled" for the Mechanics of Hip Driven Power. Maximize teaching of base blocks. A great sled for everyone but maybe the best tool for helping undersized linemen. Get a maximum return on your sled practice time. The Climb sled was designed to allow offensive and defensive linemen a realistic game like target to combat linemen who play "low and long", leaving little surface area to strike the opponent. The concept comes from longtime professional Coach Bill Callahan. With DL's offering little surface area to strike, the offensive lineman must learn the new "Climb" technique; by striking underneath the shoulder plate with an upper cut strike, while finding "handles" on the breast plate of the defender. The new S2 pad has built into the surface of the pad a breast plate with enough "give" to allow the offensive player to gain a "handle." The new S2 pad also includes arms (stubby short arms) that mirror the difficulty of hand placement in a dynamic combative environment. The pad is then leveraged, or "Climbed" into a taller position while being driven. The angle of the S-Pad is adjustable, allowing the coach to create more angle or less. Pro/Collegiate and High School models available. Metal parts are powder coated black. Warranty on metal is 5 years; warranty on padding is 2 years.

- Model:** CS-HS High School Climb Sled with S2 Pad
- Model:** CS-PRO Pro / Collegiate Climb Sled with S2 Pad
- Model:** CS-PA Optional Partial Assembly of Sled
- Model:** CS-FA Optional Full Assembly of Sled



| | | | | | |
|---------------|-------|------|-------|-----|-------|
| S2 Pad Colors | Black | Navy | Royal | Red | Green |
|---------------|-------|------|-------|-----|-------|



CLIMB SLED DRILLS:

Fit to Uncoil - This drill teaches players how to fit up in either an offensive or defensive fit on the pad and how to use the hips to create power to move the sled. Emphasis on short steps to maintain connection with the sled.

Coil to Fit - This drill teaches players how to engage the sled from a 2-point coiled stance. While this progression is beneficial for linemen, this drill has lots of benefits for skill players involved in contact as well.

Stance to Fit - This takes the progression down to a 3-point stance for linemen. Variations based on alignment.

Close and Climb - This drill helps offensive players finish blocks with their hips and feet. Most players want to extend their arms too soon which causes the defender to escape. This drill develops better sustaining of blocks.

Escape Drill - This drill helps defensive linemen develop escaping from a blocker. Players start from their defensive fit, uncoil their hips and utilize their backside arm in a specific way to escape and create separation from the blocker/sled.


Variations - We have other applications that the Climb Sled can be used for OL and DL development (down blocks, second level blocks, etc.)

S Pads Imitate the Angles of Players


Rip through the ball-carrier with the most realistic pad in the industry!



Practice



No other pad gives you the look of a ball-carrier like the S-Pad.



Game



Classic S Tackling Sleds



**S-Tackler
With S1 Pad**



**S-Tackler
With S2 Pad**



CLASSIC S-TACKLER

Some offenses are going to throw 70+ plays a game at your defense, thus tackling and conditioning have never been more important. Good, consistent tackling is the key to stopping offenses, and ripping through the S-Pad with authority in practice translates to fewer spin offs in the game. The metal S spring is surrounded by foam, so there's no metal behind the player. The S-Pad has a protective two-part cover that is removable for storage. Single pontoon system: the single pontoon system and metal hoops allow a more realistic tackle and less chance of banging a shin on the sled. Uprights easily: the S-Advantage tackler is many times easier and quicker to upright than a traditional tackling sled. The sled almost pops up. Once taken to the ground, a player need only pull slightly on the sled, and it will begin to right itself. Conditioning: overlooked is the fact that the S-Tackler might be the single best piece of strength and conditioning equipment ever invented. Driving the sled for yardage (30 to 100 yards) is difficult and directly related to becoming stronger in a football position. Every muscle is strained while in a dynamic hitting or blocking position. The sled incorporates an aerobic element while also enhancing mental toughness.

- Model:** 1SJR Classic Junior S Tackling Sled with Junior S-Pad (for approximate 80 - 120 pound players)
- Model:** 1SV Classic Varsity S Tackling Sled with S1 Pad
- Model:** 1SVD Classic Varsity S Tackling Sled with S2 Pad
- Model:** 1SV-SG Classic Varsity S Tackling Sled with See Green Pad



Classic S-Tackler



Junior S Sled



**Junior
S Sled**

| | | | | | | | | |
|---------------|-------|------|-------|--------|--------|-----|--------|-------|
| S1 Pad Colors | Black | Navy | Royal | Purple | Maroon | Red | Orange | Green |
| S2 Pad Colors | Black | Navy | Royal | Red | Green | | | |

To see pad options go to page 44-45

S Pop-Up Tackler



S POP UP TACKLER

Now you can get the best of both worlds, the patented S Pad shape with a Pop Up sled base. The Pop Up frame allows more reps in practice, as the player or coach does not need to upright the sled. The sled pops up fast! Simply tackle to the ground and let the sled return upright in seconds, ready for the next rep. Some offenses are going to throw 70+ plays a game at your defense, thus tackling and conditioning have never been more important. Good, consistent tackling is the key to stopping offenses, and ripping through the S-Pad with authority in practice translates to fewer spin offs in the game. The metal S spring is surrounded by foam. The S-Pad has a protective two-part cover that is removable for storage. Overlooked is the fact that the S Pop Up Tackler is a great strength and conditioning sled. Every muscle is strained while in a dynamic hitting or blocking position. The sled incorporates a strength and aerobic element while also enhancing mental and physical toughness. The sled weighs 215 lbs. Powder coated in black. Metal frame is fully welded for durability with a 5 year warranty. S Padding has a 2 year warranty.

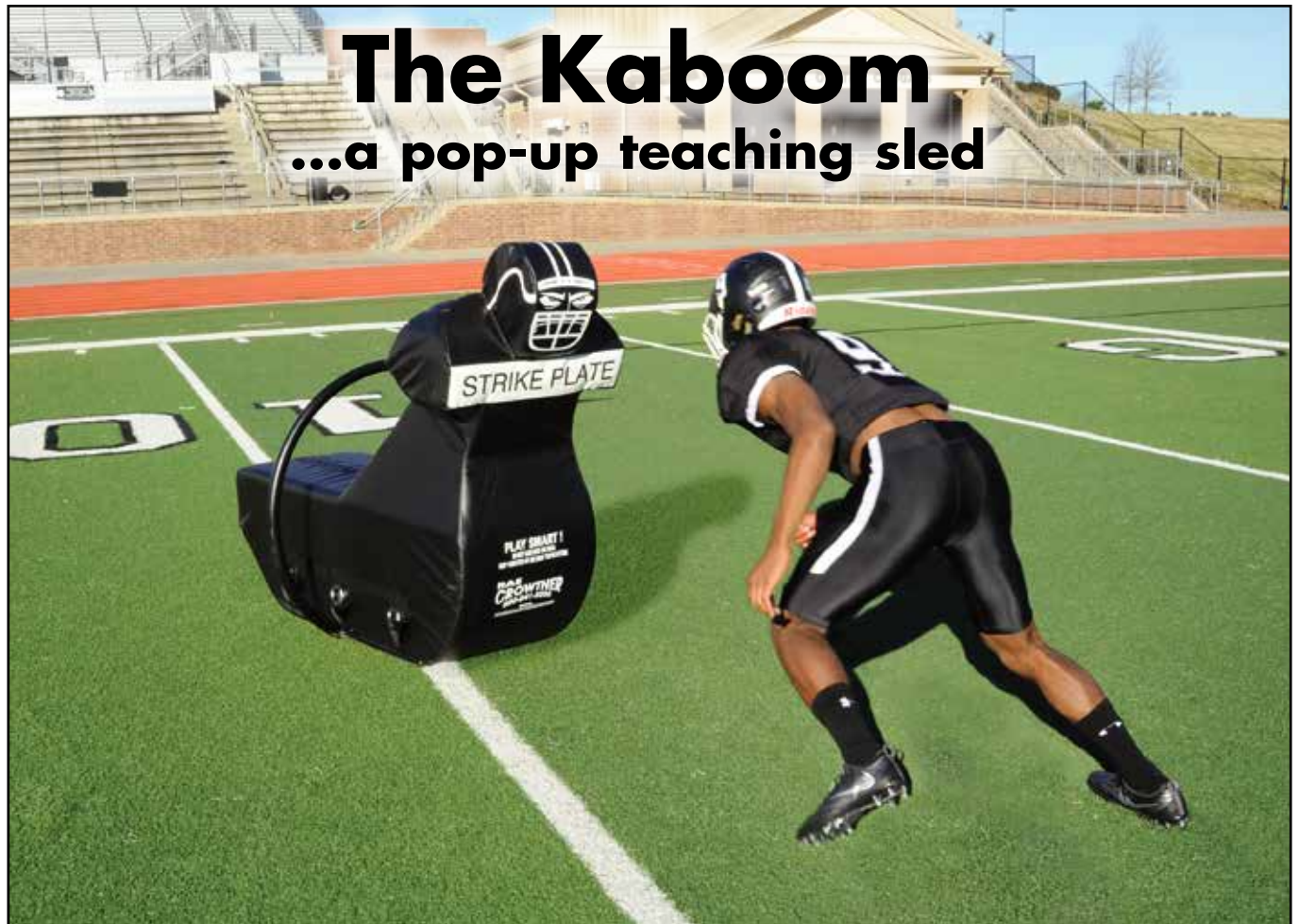
Model: SPUT S Pop Up Tackler with S1 Pad
Model: SPUTD S Pop Up Tackler with S2 Pad
Model: SPUT-SE S Pop Up Tackler with See Green Pad



| | | | | | | | | |
|---------------|-------|------|-------|--------|--------|-----|--------|-------|
| S1 Pad Colors | Black | Navy | Royal | Purple | Maroon | Red | Orange | Green |
| S2 Pad Colors | Black | Navy | Royal | Red | Green | | | |

To see pad options go to page 44-45





POP UP KABOOM SAFETY TACKLER SLED / PRE GAME SLED

The Kaboom Pop Up Safety Tackler Sled was created to help prevent avoidable concussions and all other helmet related injuries during practice. The "Kaboom" is truly a teaching tool. The goal is to keep the helmet, and particular the crown of the helmet, out of collisions. On the front of the pad is the text STRIKE PLATE (sewn from shoulder tip to shoulder tip). This is where the tackler is to make contact. The player dips (we suggest you purchase the Bump Stick, see page 34, and use it as a portable limbo stick) and rips through the pad and tackles the sled. Head Up and Chest Up (these words are printed on the front of the pad). Thus, with each tackle players are reminded where and how they are to make contact. When the sled is tackled to the ground it uprights quickly, without any help, and is ready for the next tackler. The Pop Up Kaboom Safety Tackler Sled is ideal for all levels, but especially for JV and middle school players. The sled has no metal spring inside and is built to be lighter than a standard tackling sled (sled weighs 70 lbs.) to take the fear out of tackling, and to stress technique. It is also a great Pre Game Sled, both home and away. Because it's light it can travel fairly easy, and it's a great sled to get loose on, to warm up with. The Kaboom has other uses, such as with Running Backs and Wide Outs to enhance ball security during contact, stiff arm techniques, and for younger O and D linemen from stance, to fit, contact, drive, and shed. Teach your players to play with their minds and not their heads. The entire pad is removable for storage. Dimensions: 53" Tall x 69" Long x 28" Wide x shipping weight is 150 lbs. Warranty on metal is 5 years, on padding 2 years. Ships via motor freight. Metal frame is painted black. Pad color is Black only.

Model: KPUT-BLACK Pop Up Kaboom Safety Tackler Sled



Video!

Watch these drills...
Go to raecrowther.com or
search for Rae Crowther
on YouTube for all of our
latest videos...



4G Motion Tackler Hit a Moving Sled



The 4G Motion Tackler is the first sled of its kind that can be pushed into motion and then tackled by a player. The sled moves; it's not a stationary target. The 4G Motion Tackler bridges the gap between static tackling and live tackling without the risk of injuring another player. When a player hits the sled and lifts the pad 2", it engages a brake. The brake stops the sled from rolling back at the coach and allows the player to take the sled to the ground. The 4G Motion Tackler takes the wear and tear off beating each other up. Call it the "Gretzky" because it's not where the ball carrier is, it's where he's going! How can coaches effectively teach their athletes how to block and tackle with strict contact limitations? Let Rae Crowther be part of that solution. Tackling or blocking another player is what the sport of football is all about, but hits can add up on the player's bodies and create injuries. New rules and guidelines (i.e. Pac 12, Ivy league, NCAA guidelines, multiple High School State Associations) are calling for less contact during practice. The 4G Motion Tackler is a great answer to the dilemma of skill acquisition while reducing injuries. The benefits of live tackling in practice won't translate to better football if players get hurt and can't contribute in games. Keeping players healthy and increasing their skill level is what the 4G Motion tackler is all about.

Model: MT-4G-S1 4G Motion Tackler with S1-Pad
Model: MT-4G-S2 4G Motion Tackler with S2-Pad
Model: MT-4G-SG 4G Motion Tackler with See Green S1-Pad



| | | | | | | | | |
|---------------|-------|------|-------|--------|--------|-----|--------|-------|
| S1 Pad Colors | Black | Navy | Royal | Purple | Maroon | Red | Orange | Green |
| S2 Pad Colors | Black | Navy | Royal | Red | Green | | | |

To see pad options go to page 44-45



Grasping the padded handle bar at the back of the sled, the coach pushes the sled into motion.



The coach releases the sled into free motion; the sled rolls at the player simulating a live ball carrier.



The player contacts the moving sled. When the front of the sled is raised 2" off the ground, the brake at the back of the sled engages the turf and stops the sled from rolling backwards.



The player tackles the sled to the ground, the sled uprights easily with a slight tug on the handle.

5 REASONS FOR USING THE 4G MOTION TACKLER:

- 1) More Tackling in practice. Players don't get to hit "live bodies" like they used to, so hit the 4G Motion Tackler.
- 2) Players can improve their body awareness against a moving target and get in the right position to make a tackle.
- 3) Helps develop and enhance acceleration and lower body muscular power.
- 4) Also use for drills for pass protection and option football.
- 5) Also use for QB interference and pocket awareness.

SHOCKWAVE LEG CHARGER SLED™

Skill transfer - functionally strong for football. Where strength collides with football: gain thousands of football specific repetitions. Increase the quality of explosive strength that enables athletes to stay on blocks or make tackles. Challenge your players to break the stalemate at the line of scrimmage. Get stronger and faster in an absolutely football specific position year round. Hit the pad and drive it up the incline. Develop an explosive force that moves opponents, and because the machine is plate-loaded, you can increase resistance as the athletes improve. The Shockwave works the transition zone between hitting a target and moving a target. Increase the quality of explosive strength that enables athletes to stay on blocks or make tackles. The Shockwave can help develop lean athletic players who can play with low pads and leverage and exert force in the desired direction. This is about creating football strength.



“With the Shockwave in our weight room, it doesn’t matter if there is 2 feet of snow or it’s 105° outside; we get better at football year round”



PAD ARM LEVERAGES AND PIVOTS UP, DOWN, LEFT, & RIGHT:

The pad leverages up (or locks down if you wish) and also, importantly, the pad arm pivots right or left (which can also be locked in place for beginning athletes or rehab). The pivoting arm requires body balance from the player, which in return requires more muscles to fire and thus control the pad. Not just the pad pivots, but the entire arm, which makes a big difference because it makes it much harder for the player. Hitting and driving the Shockwave for reps becomes a total body workout. The kinesiology required of a player to generate power and agility can be learned and enhanced through repetitious use of the Shockwave. The Shockwave is more of a free weight machine than any other leg drive machine. You can add up to 540 lbs. of additional weight to the chassis carrier and add up to 210 lbs. of additional weight to the leverage arm itself (resistance to leveraging the pad). Thus, the Shockwave is adjustable for all levels of play. By inserting the Shockwave into your workout schedule, you will see results on game day.



ENDURO

Z1

Z2



Shown above, the Shockwave translates to successful game-day technique, combining strength and skill.

The new Z2 pad (shown in red) has the same basic shape as the Z1 pad but has a built in Chest Plate to promote inside hand placement with a realistic strike and fit. For replacement pad pricing, please go to page X.

Model: SWV7-E

Model: SWV7-Z1

Model: SWV7-Z2

Shockwave with Enduro Pad

Shockwave with Z1 Pad

Shockwave with Z2 Pad



Enduro Pad Colors

Black

Navy

Royal

Purple

Maroon

Red

Orange

Green

Z1 & Z2 Pad Colors

Black

Navy

Royal

Red

Green

To see pad options go to page 44-45

CLASSIC TWO MAN PAN SLED™

Patent # 1,962,088

Howard Mudd
Offensive Line Coach, (retired)
Indianapolis Colts
'06 Super Bowl Champion

"Using the Crowther is the very best way to teach blow delivery. There are only a few things we try to be very good at, and utilizing the Crowther is a big part of learning to strike opponents and move them. The shoulder is a wicked hitting device, and it's been forgotten by many coaches, but I encourage you to go back and learn this powerful and effective means of blocking."

Bobb McKittrick, R.I.P.
Offensive Line Coach
Five Time Super Bowl
Champion

"There's no better way to teach the fundamentals: low center of gravity, explosion of the hips, striking with the forearm, moving the feet, keeping the head up, butt lower than shoulders, back straight, knees bent, taking short driving steps, than with the Crowther."

Watch these drills...
Go to raecrowther.com or
search for Rae Crowther
on YouTube for all of our
latest videos...

The sled of the pros. The Classic Two Man Sled (A.K.A. the Pan Sled) is the king of teaching the body mechanics of blow delivery. All of the fundamentals are encompassed in this one sled. The reason so many NFL teams use this sled is its effectiveness. It is a unique design that we started in 1932. You can say it has been around a while, and while it's true that the game has changed, the human kinesiology of bent knees, flat back, short driving feet, and hip explosion all remain the same.

The Crowther gives the player and coach immediate, objective feedback. It allows a player (1 or 2 players) to drive the sled straight when blocked skillfully. The pan base will spin away if hit poorly. Choose your match-ups and place 2 players on the sled and compete. Each player will give 100% effort or he'll get beat by his teammate.

The Pan Sled...



Getcha some knock-back!:

You can't get this combination anywhere else. It makes players bend their knees and use their entire bodies. It teaches lower body mechanics. It incorporates the entire body into the block.

Footwork:

Without good footwork an offensive lineman won't have consistent success. One of the best ways to teach footwork is with the Classic Two Man Pan Sled.



Teaching lower body mechanics.

THE CROWTHER PROGRESSION

- 1. The Pendulum Swing:** The pendulum swing teaches offensive lineman to strike a blow. The offensive lineman will be in an upright position with a slight bend in his knees. He then will place his chin slightly over the pad and slightly outside of the pad. Then he will strike the pad with the back of the wrist. He will strike through the pad. As he strikes the pad, the hips will unlock slightly. The opposite arm will reach for the sky, which helps keep the shoulders square.
- 2. The Triangle:** The offensive lineman will remain in an upright position with his knees bent slightly and his weight on the insteps of his feet. The lineman repeats the same motion as in step 1. The lineman will strike through the pad with the back of the wrist as he reaches for the sky, forming a triangle. As the lineman strikes through the pad, his hips will unlock slightly. Remember power comes from the hips. With the opposite arm the lineman will reach for the sky forming a triangle which keeps the shoulders square and creates a big blocking surface. The lineman should strike through the pad with a full range of motion.
- 3. The Hip Roll:** The lineman is arm's-length away from the sled and on his knees. His weight should be back on his heels with his shoulders slightly forward. The lineman will snap his hips through (unlocking the hips and thus generating power) as he strikes the pad at a 45-degree angle. He reaches for the sky with his opposite arm and keeps his head tight to the side of the pad. As the lineman strikes through the pad, the opposite arm will reach for the sky. The lineman will strike through the pad as he did in steps 1 and 2. The hip roll is meant to teach the lineman to punch through the defender (the pad) and snap (unlock the hips). The key terms are reach for the sky and strike through the defender (the pad).
- 4. The Power Step:** Starting from a proper 3-point stance, the lineman will strike the pad with the flipper at a 45-degree angle. As he strikes the pad, he is driving his knee (same foot, same shoulder) through the pad, which simulates driving the knee through the crotch of the defender (one step only). As he strikes the pad and drives his knee through the pad, the opposite foot stays stationary. If the lineman is striking the pad with the right flipper, he will drive the right knee through the pad. If he is striking the pad with the left flipper, he will drive the left knee through the pad. The opposite arm is reaching for the sky. The power step teaches offensive lineman to knock the defender off the line of scrimmage.
- 5. The Position and Power Step:** Starting from a proper 3-point stance, the lineman will take a 6-inch position step (directional step) with his outside foot and then take a power step with his drive leg through the pad (inside leg – same foot, same shoulder) which simulates the crotch of the defender (two steps only). If the lineman is taking a position step with the left foot, the power step is the right foot. If the lineman is taking a position step with the right foot, the power step is the left foot. Make sure the lineman is on the insteps of his feet when working the position, power steps. If the lineman is flat footed he will 'stick and stay' thus becoming unexplosive. The lineman is to strike the defender with the flipper at a 45-degree angle and reach for the sky with the opposite arm. The lineman should feel he is striking the pad up and out.
- 6. The One Man Drive:** From a proper 3-point stance the lineman will work all the components of the drive block. The lineman will position step, power step, and strike a blow at a 45-degree angle through the pad while keeping his head tight to the side of the pad while pumping his outside arm. For a lineman to be successful driving the sled he has to be on the same angle as the sled chassis and maintain his base of support throughout the drive block. The one-man drive is great learning experience for the lineman because it teaches him all the components of a successful drive block.

Sled Spins Away



Sand bag: Our 85 lb. Sand Bag is made especially for the Classic Two Man Sled. They're made to be placed on the pan base of the sled without falling over. They allow you to place weight in specific areas. A must for collegiate and pro teams.



ENDURO



Z1



Z2



Z2 CLOSEUP



The new Z2 pad (shown in red) has the same basic shape as the Z1 pad but has a built in Chest Plate to promote inside hand placement with a realistic strike and fit. For replacement pad pricing, please go to page X.

Model: MC2R
Model: MC2Z1
Model: MC2Z2
Model: SB85

Classic Pan Sled with Enduro Pads
 Classic Pan Sled with Z1 Pads
 Classic Pan Sled with Z2 Pads
 Optional 85 lb. Sand Bag



Enduro Pad Colors

Black

Navy

Royal

Purple

Maroon

Red

Orange

Green

Z1 & Z2 Pad Colors

Black

Navy

Royal

Red

Green

To see pad options go to page 44-45

Get Your Gear at Rae Crowther!



And Dominate with Fundamentals!



Z LEVERAGE SLED

The Z Leverage Sled has 3-dimensional movement that helps practice game-like leverage skills. The new pad mechanism now adds more realism when punching and it allows the pad to twist right or left. The new optional Z2 Pad has a shoulder breast plate built into it, allowing the attacker to grab "handles" in a realistic fashion. Each Leverage arm travels independently side to side and up and down for realistic 3 dimensional movement. Each arm travels approx. 10 to 12 degrees from center (limited in travel so they can't crash into each other). Each arm requires approx. 132 lbs. of strength to leverage. Each arm can also be locked down so that the leverage height is more controlled. The player must control their pad in space with upper and lower body technique and strength. Modular construction allows the coach to expand or contract the size of the sled. Wide pad spacing allows realistic lateral movement. Center to center of each pad is 53". The wide spacing allows players to take an offset alignment. The Pontoons are smooth ground with no bolts sticking through the bottom. Warranty on metal is 5 years; warranty on padding is 2 years. Powder coated black.



The Z Leverage Sled is the best leverage sled because of how it helps train hand placement, hip drive, and extension.



Z2 Pad



Z LEVERAGE PAD CHOICES

Choose between the Z1 Pad (shown in blue) which has a concave shape and realistic arm pits or the new Z2 pad (shown in red) which has the same basic shape but has a built in Chest Plate to promote inside hand placement with a realistic strike and fit. For replacement pad pricing go to Page 45.

Z2 Closeup



**Each Chassis has Independent Side-to-Side Movement
+
Heavy Leverage Weight of Each Chassis
=
Strength & Skill Acquisition on the Z Leverage Sled**

| Pad Choice | 1 Man | 2 Man | 3 Man | 4 Man | 5 Man | 6 Man | 7 Man |
|------------------------------|---------------|---------------|---------------|---------------|---------------|---------------|---------------|
| Z Leverage Sled with Z1 Pads | Model: ZL1-Z1 | Model: ZL2-Z1 | Model: ZL3-Z1 | Model: ZL4-Z1 | Model: ZL5-Z1 | Model: ZL6-Z1 | Model: ZL7-Z1 |
| Z Leverage Sled with Z2 Pads | Model: ZL1-Z2 | Model: ZL2-Z2 | Model: ZL3-Z2 | Model: ZL4-Z2 | Model: ZL5-Z2 | Model: ZL6-Z2 | Model: ZL7-Z2 |

Z1 & Z2 Pad Colors

Black

Navy

Royal

Red

Green

To see pad options go to page 44-45



S-ADVANTAGE SLEDS

Control the trenches and impose your team's will. Play with leverage. The S-Advantage Sleds are built and designed for virtually every position. S-Pads accurately represent the contact position. They are equally as effective for DLs as OLs, for RBs and LBs, and for DBs and TEs. You can practice and improve all of your blocking techniques. The sled works for hands, punch, forearm, shoulder, rip, and swim. No other sled has that many options. An S-Advantage sled is like four sleds in one.



Run through frame:

Your players can run through the frame of the sled. This is possible because there's only one connector link between each pad, and the link is just above the ground. The sled also provides wide 56" center-to-center pad spacing.

Goal line situations:

Because the S-Pads extend close to the ground, you can work crab blocks and goal line situations. Each pad is removable for storage. To remove, you unzip the pad and unlock the Velcro straps. The S-Pads are the only pads we know of with a two-part protective cover.

Heavy duty construction:

Work traps, pulls, downblocks or virtually any combination on the S-Sleds. We believe in heavy steel construction. To maintain a power base, your players need a heavy sled that resists. Each person is in essence driving 240 lbs.

Pass pro & linebacker drills:

Work Pass Pro drills or defensive punch techniques on the S-Pads. The curved S-Pads will force players to bend their knees. For big results an S-Advantage Sled is the right choice for your team. Even players tell us you can't cheat the S-Pads.

S1 Pad



S2 Pad




NEW S2 PAD:

The new S2 pad has built into the surface of the pad a breast plate with enough "give" to allow the offensive player to gain a "handle." The new S2 pad also includes arms (stubby short arms) that mirror the difficulty of hand placement in an actual game.

HIT-TECH LEVERAGE MECHANISM:

The Hit-Tech (the yellow-circled breadbox-looking mechanism shown below) allows each player to leverage his pad from a starting position to an upright position, where the chest of the pad is nearly perpendicular to the ground. The pad leverages (rises) on a realistic angle. The Hit-Tech helps teach violent hands or shoulder skills. As you leverage the pad, it becomes more difficult to raise, and you encounter more resistance than just the weight of the pad. The force required to leverage the pad is 189 lbs. per inch (plus the 90 lb. weight of the pad plate). This encourages players to bring their hips through their blocks. The pad doesn't superficially unlock at a certain point and become lighter.

**When the pad is hit,
the spring compresses,
providing 189 lbs. per inch
of resistance.**



| Pad Choice | 1 Man | 2 Man | 3 Man | 4 Man | 5 Man | 6 Man | 7 Man |
|-----------------------------|-----------------------|---------------------|---------------------|---------------------|---------------------|---------------------|---------------------|
| Varsity S-Sled with S1 Pads | See Climb-Sled Page 1 | Model: 2ADVH-S1 | Model: 3ADVH-S1 | Model: 4ADVH-S1 | Model: 5ADVH-S1 | Model: 6ADVH-S1 | Model: 7ADVH-S1 |
| Varsity S-Sled with S2 Pads | See Climb-Sled Page 1 | Model: 2ADVH-S2 | Model: 3ADVH-S2 | Model: 4ADVH-S2 | Model: 5ADVH-S2 | Model: 6ADVH-S2 | Model: 7ADVH-S2 |
| JV S-Sled with S1 Pads* | See Climb-Sled Page 1 | Model: 2ADVJV-S1 | Model: 3ADVJV-S1 | Model: 4ADVJV-S1 | Model: 5ADVJV-S1 | Model: 6ADVJV-S1 | Model: 7ADVJV-S1 |
| JV S-Sled with S2 Pads* | See Climb-Sled Page 1 | Model: 2ADVJV-S2 | Model: 3ADVJV-S2 | Model: 4ADVJV-S2 | Model: 5ADVJV-S2 | Model: 6ADVJV-S2 | Model: 7ADVJV-S2 |

S1 & S2 Pad Colors

Black

Navy

Royal

Red

Green

* JV Sleds do not use the Hit-Tech Mechanism





CLASSIC 5 MAN SLEDS

Get results on goal line charges. A daily tool for the battle of the trenches. If you tend to have smaller linemen who have trouble moving people with their hands, the Classic Sleds might be your best choice. These sleds get players moving low and striking primarily with the forearm and shoulder. It's Z in the knee stuff. Old school, flat back, low pad level. As you know, it's not easy moving linemen. And, nothing is quite as demoralizing as having to run the ball and not being able to. The Crowther can provide your linemen with a set of skills to succeed in the red zone. Teams drilled on Crowther sleds are generally hard-hitting teams. The Classic sleds have proven their effectiveness over many years. The fundamentals can be covered without long discussions. The counter-balanced long leaf springs help teach players to stay in contact with their opponents and drive them.



Included - 2 Coaching Platforms



- Model:** MC5E Classic 5 Man Sled with Enduro Pads
- Model:** MC5Z Classic 5 Man Sled with ZL Pads
- Model:** MC5Z2 Classic 5 Man Sled with Z2 Pads
- Model:** MC5-AS Pre-assembly of Pad Plates (highly recommended)

| | | | | | | | | |
|--------------------|-------|------|-------|--------|--------|-----|--------|-------|
| Enduro Pad Colors | Black | Navy | Royal | Purple | Maroon | Red | Orange | Green |
| Z1 & Z2 Pad Colors | Black | Navy | Royal | Red | Green | | | |

To see pad options go to page 44-45





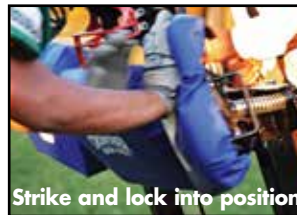
Fast, Violent Hands



Shown in ready position



Left wing pad fired



Strike and lock into position

DEFENSIVE REACTION MACHINE

Fast Violent Hands! The only reaction machine with helmet movement and adjustable height pads that fire fast. The Crowther DFR can help your players get off blocks and get to the ball carrier quickly. It can help develop the necessary skills required for successful defensive line play, such as quick reactions, good footwork, playing low, and powerful hands. Drills can be run quickly. The Crowther Reactor stresses and improves quickness and lateral movement. The athlete doesn't know which direction he will be reacting in, thus he must be in a balanced stance. The coach determines the direction of the play. The athlete must concentrate on the helmet or pad movement. Adjusts from approx. 39" to 58" tall. Durable construction. Work reaction, pad level skills, tight hands, angles of departure, and combine all the drills with second level skills (ball recovery etc...)

Powder coated black. Weight 465 Lb. Warranty 3 years. Pad colors: Black, Royal, Red. We highly recommend you choose the Optional Complete Assembly of the DFR Machine.

Model: DFRR Defensive Reaction Machine



Bendable Arms



FIGHT'N TRAINER PASS RUSH SLED

Control your opponents and practice full speed drills effectively with the Fight'n Trainer. The shape of the pad and the bendable arms provide realistic target points. The pad is mounted to a heavy pontoon base so it can be hit hard without falling over. The base can easily be stepped over.

The Fight'n Arms are unlike any other type of arms in the industry. They are ideal for teaching quick hand placement, contact control, and escape. They are fabricated from steel spring wire so they bend and return to position for the next repetition. Secondly, they are shaped in a V position. A more naturally combative position than straight arms. Third, the Fight'n Arms allow the players to go full-speed without the fear of hitting their hands on metal coil springs hidden under the padding.

Pad color is black only. Warranty on metal is 5 years; warranty on padding is 2 years. Powder coated black.

Model: FTPU Fight'n Trainer



Increase your Rushing Yards!



Photos shows optional G Force Bag and S Pads



Tackle-Breaker shown with all options

New Power Bag

TACKLE-BREAKER SLED

Full speed drills. It's goal line territory... Go to your beast; your heavy artillery! Run the ball effectively out of 2 back, 1 back, shotgun sets... If there is one statistic that shows how tough or physical a team is, it's rushing yards and/or rushing yards allowed. The Tackle-Breaker is unique and unlike any other running tunnel. Break through the arms of the Tackle-Breaker and gain extra yardage! By generating enough force to break open the arms of the Tackle-Breaker, your players gain hundreds of first down generating repetitions. Each Power-Arm simulates not just stripping the ball but making a tackle. The Tackle-Breaker reduces the risk of injuring a live tackler and ball-carrier. It trains players to lower their shoulders and maintain leg drive. It enhances toughness to take on tacklers physically larger. The more repetitions a player gets with the Tackle-Breaker in practice, the more tackles he can break during the game.

Only the Tackle-Breaker simulates the arms of six actual tacklers. The player must generate approximately 200 lbs. of force to break the arms open and escape. Each Power Arm measures 19" long x 8" wide x 5 1/2" thick. Each Power Arm has a 4" overlap. Your players will have to be explosive into the arms, break them open, and maintain body lean. The power arms grab the ball carrier and force him to concentrate on ball security, body lean, pad level, and sustaining leg drive. All models come with adjustable height arms, to allow you to set the height of the sled to match your players. To adjust the height of the arms, simply unbolt four bolts and adjust the arms up or down. There are 10 hole adjustments on 2" centers, allowing 18" of pad height adjustment.

Option #1; The Power Bag can be used for stiff arm, forearm, collision, and evasion drills. The moving bag makes running through the TBS harder and more realistic. Use with OL's and DL's for punching. Hangs from heavy webbing and chain and is supported by a large metal beam for strength. Heavy duty Industrial clasp connects the bag and beam. Option #2; The S Pad Option with Hit-Tech Hit turns your TBS into a 2 man sled. The Hit Tech allows each player to leverage his pad from a starting position to an upright position. Option #3; Use the wheel kit to move your sled around the field when the grass is worn out or mowing. Includes 2 foam filled "Never Flat" wheels. Weight: 75 lbs.

Model: TBSV100 Tackle-Breaker with 6 power arms (Regular model): (Pad colors Black, Royal, Red, Green)
Model: TBS1 Option 1: G-Force Power Bag (Swinging Dummy) 75 lbs. with Metal Beam
Model: TBS2 Option 2: S Pads with Hit-Tech Leverage System (2 per sled)
Model: TBS3 Option 3: Wheel Kit (2 per sled)
Model: TBS-AS Option 4: Preassembly of Chassis (highly recommended)



LEVERAGE CUFF® (LEV CUFF)

The Lev Cuffs help teach players to properly use their upper extremities to apply and resist force on their opponents without their arms collapsing (which results in head to head collisions). The Lev Cuffs were invented by Scott Peters, former NFL player and coaching professional, and martial artist. Scott is the founder of the training principals known as 'Tip of the Spear'. Taking the "head out" of contact by using the hands is not easy. The Lev Cuff is designed to improve performance because it helps players learn the TOS (Tip of the Spear) techniques, putting players in optimal position to generate maximum force through the hands. Why the Lev Cuff is Essential? Just knowing the Tip of the Spear techniques doesn't ensure successful execution. Even players who understand the techniques often struggle to consistently find the optimal posture. The Lev Cuff ensures perfect application of TOP techniques, so players can find their "sweet spot" without having to think about it. The Lev Cuff is quickly becoming one of the most sought after products in the football industry. The Lev-Cuff® has countless applications and it can be used by offensive and defensive players at any position on the field. Warranty 1 year.

Model: LECU-S Small (60 to 160 lb. players, blue color)

Model: LECU-L Large (160 to 320 lb. players, black color)

SMALL

Fits Players 60 lbs - 160 lbs



LARGE

Fits Players 160 lbs - 320 lbs



LEVERAGE CUFF DRILLS

Below are 3 drills to use with the Leverage Cuffs:

- Drill #1:** Lev Cuff Fit to Uncoil (Shown below on left) Start the player from a Fit position (shown here using a padded post) the Lev-Cuff provides optimal positioning of the elbows inside the frame of the torso, so the player can effectively develop hip driven power.
- Drill #2:** Lev Cuff Launch (Shown below top right) Start the player from a Fit position (shown here using a partner wearing shoulder pads) the Lev-Cuff reinforces the optimal positioning of the elbows in order to maximize hip driven power on an ascending force line which will lift the partner in the middle.
- Drill #3:** Lev Cuff Launch 2 (Shown below bottom right) As the player uncoils and explodes with their hips, the Lev-Cuff allows all of the hip driven power to continue through the forearms in order to create lift on the partner. The player executing the drill must continue to close and climb with their hips and feet to sustain contact for a few steps.

Hip-Driven Power!



Create football strength, push it, flip it, leverage it, pull it...



THE RAE HAMMER

Mental and physical toughness! A heavy steel cube that can improve ground based strength and also provides a platform for many auxiliary exercises. Push the Rae Hammer like a sled to improve leg drive and core strength. Leverage the Rae Hammer to improve hand placement, upper body strength, and hip explosion. The interior bars of the sled are set 10" apart for tight hand placement. The inside bars are made from 2" diameter steel tubing, and the exterior bars are made from 3" diameter steel tubing.



Flip the the Rae Hammer like a tractor tire to improve entire body strength from hand grip to ankle flexion. Use with 2 players simultaneously to work double team blocks or simply team drive challenges. Have players face each other and drive the other off the ball in a competition. Attach bands or stretch cords to the frame and work multiple resistance movements, using the sled as a heavy anchor point. Attach sling balls and work tackling from every direction. Use with Battling Ropes as an anchor or pulling point. And that is only a few of the drills and exercises available. Powder coated matte crinkle black. Warranty 5 years.

Model: TRH1 The Rae Hammer





27' x 6' Jam Tent



Each chute has heavy-duty legs
Shown: 18' x 12' Jam Tent



Shown: 27' x 12' Ground Battle Chute

JAM TENTS AND GROUND BATTLE CHUTES

In general, the Ground Battle Chutes are designed to keep players low and maintain a good football position while moving. If your goal is to train as many athletes as possible, in as many varied drills as possible, and in the shortest possible time - then you have found the perfect chutes! The angled legs of the chutes allow more room. Each leg doesn't go straight down. This, in effect, increases your workable space under the chutes. Players can exit the chutes from every angle, including through the legs. Of course your OLs and DLs can work all their techniques, drive blocks, angle blocks, double teams, pull blocks, hook blocks, long and short trap blocks, and cross blocks. But that's just the beginning. More Of Your Drills In Less Time. Each Ground Battle Chute has a combination of metal square tubing and mesh netting for its frame. The obvious benefits of the net are weight savings, improved safety when a player rises up, and fewer scratched helmets. This saves the player and the helmet. The not so obvious reasons are durability and adjustability. The netting has webbing sewn into it horizontally and vertically. It is very strong. When your season is complete, you unsnap the netting and bring it indoors. Simple. Wheels are a standard feature; every Crowther chute comes with 8 standard wheels. And, each wheel is foam filled (not pneumatic); thus, it will never go flat. For teams that have to maneuver their chute through narrow openings we also offer optional caster wheels.



Low Man Wins... 27" x 6" Chute



Jam Tents



Ground Battle Chutes

Shown: 36' x 6' ground battle chute. Foam-filled wheels are a standard feature, no additional cost. Coach, how many drills can you do with this chute?

| Description | 12' x 12' Jam Tent | 18' x 6' Jam Tent | 27' x 6' Jam Tent | 27' x 6' Ground Battle Chute | 27' x 12' Ground Battle Chute | 36' x 6' Ground Battle Chute | Four Chute Leg Pads | Optional Caster Wheels* |
|-----------------|--------------------|-------------------|-------------------|------------------------------|-------------------------------|------------------------------|---------------------|-------------------------|
| Model # | 12JAM | 18JAM | 27JAM | 27GBC | 27XGBC | 36GBC | GBCLP | GBCCW |
| Warranty | 3 Years | 3 Years | 3 Years | 3 Years | 3 Years | 3 Years | 3 Years | 3 Years |
| Weight | 312 lbs. | 477 lbs. | 585 lbs. | 695 lbs. | 918 lbs. | 998 lbs. | 20 lbs. | 20 lbs. |

CHUTE STALLS



Chute Stalls are modular and can stand alone as single units.



Watch these drills...
Go to raecrowther.com or search for Rae Crowther on YouTube for all of our latest videos...

FIRE OUT:

Players can't rise out of their stance without hitting the top of the chute stall. Thus, this will reinforce knee and ankle bend out of the stance. Each stall is fully modular. If desired, each stall can stand alone. Assembly is simple. Each stall is made of 1½" square tubing. The benefits of square tubing are more stable construction and durability. The stall height starts at approx. 45" and climbs to 52". Each stall is 54" wide and 60" long. They are also an excellent choice with the chute boards featured below.

| Description | 1 Man Stall | 2 Man Stall | 3 Man Stall | 4 Man Stall | 5 Man Stall | 6 Man Stall | 7 Man Stall |
|----------------|-------------|-------------|-------------|-------------|-------------|-------------|-------------|
| Model # | 1STA | 2STA | 3STA | 4STA | 5STA | 6STA | 7STA |

CHUTE BOARDS



CHUTE BOARDS

The most indestructible boards in the industry! 8' long x 12" wide x 2" height, these hard plastic boards are molded in a half moon shape with a beveled edge. These boards won't crack like traditional rubber boards. Heavy, 50 lb weight per board keeps the board in place during your drill work. With the longest warranty in the market, 5 years, the Crowther Board is an easy decision. Rain, snow, or water, even the lawn mower can't destroy these boards. The boards are molded in yellow.

Model: CGLX



MONSTER RUNNING ROPES™

The Monster Running Rope is a height-adjustable running rope. It is 6' wide (most ropes are 4') and this places the metal farther away from contact with any players. A flat bar connects the two chassis. Players can work quick starts, high knee lifts, or various other drills. Easily adjust the rope from 7" to 17" for specific position drills. The rope is made of high visibility yellow heavy duty nylon webbing. 16 squares per rope. 25'6" foot hole size. 19 foot length. Weight: 125 lb.



Model: MRR1



REPLACEMENT ROPE WEBBING

Replacement Webbing fits the Rae Crowther Monster Running Rope. Complete nylon rope assembly includes bungee cords for attaching rope to metal. Rope is approx 19' in length. Foot hole size is approximately 25". 16 squares per rope. All ropes come in high visibility yellow. 2 year warranty.

Model: MRR2



NEW
adjustable height
Running Back Arch

RUNNING BACK ARCH

Make Running Backs into smaller targets. Increase their hitting power. Work the posterior chain. Practice and repeat the specific footwork required to make plays successful. Enhance change of direction and explosiveness. New for this year: each Running Back Arch is adjustable in height. Height adjustment is simple and fast. Made from square tubing. Portable. Stable. Powder coated in black. 55" tall x 37" wide x 43 lbs.


Model: RBA1



METAL AGILITY LADDER

Foot fire! The Metal Agility Ladder is similar to the traditional foot ladder but is made from metal so that it will not kick out of place. The Metal Agility ladder is light enough to transport but heavy enough to stay in place. The Ladder measures 19' long (you can add to that length if you desire with individual sections). Comes in 4 sections that slide together for easy shipping, travel, and set up. The metal squares are 1/2" tall, so it can be used with sneakers or cleats. Use the ladder in a straight agility pattern or make 90-degree intersections. For large groups or individual drills use the 4 sections of the ladder separately. Can be used for lower and upper and body training (such as pushups). Use with slam balls and other implements to raise the challenge. Keep the ladder inside or outside. Each section is 4.75 feet long. Each foot hole is 19" x 19". Powder coated yellow. Weight: 24 lbs. per ladder.

Model: GPR1



**Use the Ladder
in a straight
agility pattern
or make 90°
intersections**

ARC RUNNER

The Arc Runner is made from tough PVC tubing. It has an approximate 12' diameter, and will keep its shape when set up. Improve explosion, footwork, and body angles of your players.

Model: ARC1



GUNSLINGER HARNESS:

The Gunslinger is a harness that attaches to virtually any football harness or sled (not just a Crowther sled) or pop up dummy. It's a two-part pad. A football is held securely in a webbing, called the "Sling," and a small belt attaches to the sled pad, called the "Holster." Setup is quick. The player tries to dislodge the ball from the holster. The degree of difficulty in knocking the ball loose from the holster is adjustable.

Model: GNSL



SNAPPER STICK

The Snapper Stick is a foam football attached to a wooden stick. This is the original and official Snapper designed by Wayne Nunnely (NFL D line coach) and Chris Smith (NFL equipment manager). Used to simulate the snapping of the ball, it can improve takeoff and explosion of DLs. The ball is made from a dense foam type of material with the stick molded into the ball. The Snapper allows the coach to view the entire drill while standing. Used by special teams coaches to practice keying on the ball during punt drills and PAT/FG block drills. Used by wide receiver coaches to practice keying on the ball.

Model: SNA1



FUMBLER STRAP

The Fumbler Strap is designed to enhance ball awareness and security. The Fumbler Strap holds a football on one end, secured in an elastic webbing, and the Coach has a strap with a handle on the other end. Quantity discounts, see below.

Model: PST1




ADJUSTABLE ALL-IN-ONE LINE-UP TRAINER™

Simplifies placement of defensive front. The "Even" numbers are head up when lining up on the Center, Guard, and Tackle. The "Odd" numbers determine shading to the outside shoulder. The "Even" numbers with the letter "i" represent shading on the inside shoulder. This trainer helps teach universal defensive alignment. A time saver for aligning scout teams. Allows for Multiple defensive fronts. Teaches gap control. Improves linebacker alignments. Coaches can call out defensive fronts by number. Each position is on a slider and can be moved to suit individual splits. On the opposite side of the sliders is traditional defensive positions (NT, DE, DT...) Each end is sand weighted: 20 lbs. Warranty: 3 years.



Model: LUTA



REGULAR LINE-UP TRAINER

35' long. One side is marked for offensive positions, and the opposite side is marked for defensive. Each position is marked on a slider and can be moved. Each end is sand weighted.

Model: LUTR



CROWTHER SPACER PADS

The Spacer Pad(s) represent players. The Spacer Pads allow the coach to set up a front or formation without using players. Spacer Pads stand upright without assistance. The Pad measures 38½" tall x 23" dia. x 20 lbs., so it represents the width and depth of a player. Use the Pads to simulate an offensive line for stunt and front periods. Drills can be run faster and with more focus on the execution of the play. The coach simply changes the formation/position of the Spacer Pad and the defense or offense makes their adjustments and runs through assignments. No crushed trash cans to deal with (from players sitting on them). Spacer Pads are appropriate for contact. Can also be used for agility markers, targets for QBs, or used for OLs to cut block without having someone hold a bag. Pad includes 2 handles on back. Helmet and numbers screened on each pad. Purchase in any quantity, we recommend 5 or 11 pads. Black only.

Model: SPAC





THE TUG

The TUG is an exciting way to condition athletes and foster team unity. It's old school tough. The TUG was invented by former All American and NFL player Steve Zabel. The TUG is like a huge water bottle with two sets of handles on opposite sides. It can be used as in a tug of war, as a weighted sled, flipped like a big tractor tire, curled, rowed upright, pressed, and in general used to evaluate the competitive nature of your team. You can adjust the weight of the TUG by adding water. When the TUG is full of water it weighs 185 lbs. It's a great alternative conditioning tool. Dimensions: 36" x 30" x 9". Empty Weight: 20 lbs. Colors: Black, Royal, Green, Red.



Model: TUG1

QB BUMP STICK

Use the foam-padded QB Bump Stick to simulate pocket pressure. Increase your QB's ability to put the ball on-target under pressure. The Bump Stick gives the coach extra reach and target specificity. Can also be used for RB ball-security.

Model: QBBS



QB PLAYHOLDERS ADULT SIZE SINGLE PLAY CARD HOLDER.

Soft wrist band of stretch terry cloth with clear envelope to hold included playcard. Black only. Window is 4 3/4" x 2 3/4".

Model: APH1

ADULT SIZE TRIPLE PLAY CARD HOLDER.

Velcro close front. Holds 3 times the information. 6 Colors: Black, White, Scarlet, Gold, Royal, & Navy

Model: APH3

YOUTH SIZE SINGLE PLAY CARD HOLDER. 5" LENGTH. BLACK ONLY.

Model: APHY



PRO HEAVY DUTY QB NET

The large Portable QB Net allows a coach to move the net around the practice field easily while also providing a large surface to throw at, allowing the coach to focus on teaching technique versus chasing footballs. The Portable QB Net has 3 sewn in pockets. Each pocket is set at a different height. Each pocket is deep so that footballs won't bounce out. Improve your Quarterback's high-release, the net can be adjusted as high as 7' tall. It's also useful for arm-conditioning. It is suitable for large or small groups. The net dimensions are 9' Length x 5'8" Height. The netting is weather resistant. Standard are 4 caster wheels on each corner for easy portability, and all wheels have a locking brake to stay in place during windy days. Use this tool so that your quarterbacks don't miss throws. Powder coated black. Warranty on metal is 5 years; warranty on netting is 3 years.



Model: QB1 Pro QB Net



PORTABLE QB NET

A truly portable short pass accuracy net. Sets up quickly, no screws, no snaps, no snags, no tools required! Rigid steel and fiberglass pole construction. UV protection for added durability. Includes carry bag for easy transport. Weighs only 29 lbs. Warranty 6 months.



Model: QB5 Portable QB Net



HANGING QB NET (shown on left)

The Hanging QB Net has more features than any other net of its kind. Use the Net so that your QBs don't miss throws; so they don't miss open receivers. Use this net to work on throwing mechanics and vision. Each net has three sewn-in pockets to capture the football. All three of these pockets are sewn at different heights, simulating different routes and catches. All of the pockets have heavy yellow borders sewn into the netting. Also included with the net are five adjustable targets which are all different colors and can be placed anywhere on the net. The netting is coated to protect it from the sun and rain. To keep the net in place we sew chain into the bottom hem. This gives the net weight and keeps footballs from skidding away from the net and helps during windy conditions. Size is 18'6" wide x 12' high x 60 lbs. See special deals below when purchasing with other QB items. Warranty 2 years.

Model: QBN1 Hanging QB Net




QB PASS RUSH NET

Ken Dorsey
NFL QB Coach

"The QB Pass Rush Net gives QBs a great simulation of a Game Rep more than anything you could do on air. It makes throwing routes to receivers more realistic for the QB by simulating the Lines in front of him. It helps drill Pocket Feel and Mobility more than on air, and gives him a feel of live rushers because of the QB Pass Rush Net's ability to move in all directions. There are so many different ways to use QB Pass Rush Net and benefits from using it. Benefits ranging from Pocket Feel, Vision work, Anticipating Windows, Fundamental Drill Work and throwing the ball with Arc 'Over the Top' or through Windows. It is a great tool to improve so many aspects of a QB's game."

Watch this video

**Throw at the net, around the net, over the net...
Push the net to simulate pocket pressure.**



QB PASS RUSH NET

The QB Pass Rush Net is designed to enhance a QB's footwork, pocket pressure, pocket vision, throwing accuracy, ball trajectory...and a lot more. The QB Pass Rush Net was designed by former Univ. of Miami star QB Ken Dorsey. Ken is currently an NFL Quarterback coach. The QB Pass Rush Net is a QB training sled with two distinct functions. Its first function is in enhancing QB's abilities to throw accurately with pocket pressure. The QB Pass Rush Net is on wheels. The sled has 3 targets set in an arc. The coach uses the push bar at the center of the sled to push the sled at the QB. The moving sled simulates rushing defenders. The caster wheel at the center of the sled allows the sled to move at any angle. The coach can simulate pressure coming from the middle, left, or right. Work from the shotgun or work from under center. The QB and coach can work on any drop steps and route patterns, and then create the pressure and timing necessary to succeed at those routes. The 3 large targets disrupt the QB's vision and throwing lanes. The targets are 7' tall x 3' wide and thus simulate rushing defenders. The QB must throw over, between, or around the targets. The second function of the QB Pass Rush Net is as a throwing net. Each target has a distinctive pocket sewn into the vinyl. Each pocket is sewn at a different height. Multiple QBs can throw at the pockets while the sled is stationary, or even perhaps as it is being moved. Each of the 3 targets are on different angles so the QB also gets a feel for the receiver at an angle. Each target net is sewn with heavy red webbing to take the abuse of high velocity throws (or nice touch throws, it's whatever you want to work on). One sled with two roles. Why not make the QB Pass Rush Net part of your training progression and help your QBs succeed? It's affordable, it's durable, it's versatile. The 3 wheels are no-flat foam filled wheels. Total sled width is 17'. The sled is painted matte black. Warranty 2 years. Ships motor freight.

Model: QBPR QB Pass Rush Sled



Order 24/7 at www.raecrowther.com

A trailer with a QB Net...



With a fade-bucket...



With a Throwing Machine mount...



With storage for balls, pads, and misc...



QB KING RANCH TRAILER

The QB King Ranch Trailer offers a Throwing Net, Fade Bucket, Football Throwing Machine Post (for Jugs or Sports Attack machines), Wire Storage Basket, and a Lockable Storage Box, and a large open area for hauling any gear - all in a trailerable package that is easy to move. The coach or equipment manager can easily hook the trailer to a utility vehicle (1 $\frac{7}{8}$ " receiver). The QB Net is 10' wide with 3 pockets. Each pocket is sewn at different heights. The Fade Bucket is bolted to the metal frame. At the front of the Trailer is a Throwing Machine Post to attach a Jugs or Sports Attack machine (machine not included, please see options list below). The Post pivots for storage and ease of use. Also included is a sturdy wire metal basket and a lockable metal tool box (lock not included). Use the wire bin for quick access to footballs, extension cords, generator, hydration, pads or any gear. At the front of the trailer is an open area for hauling just about anything, even heavy pop up dummies or sideline gear (use a bungee cord net to keep all of the gear in place). The frame is painted black. Warranty 2 years.

Model: QBKING-1
Model: M1700
Model: FG1000
Model: 130-1100
Model: 130-AERIAL

QB King Ranch Trailer
 Optional Jugs Throwing Machine
 Optional Jugs Field General Machine
 Optional Snap Attach Throwing Machine
 Optional Aerial Attack Football Machine

**A multi-use
 trailer that
 makes
 practice
 efficient**



SOLO KICKER PRO

Twice as big as the Solo Kicker at 11'6" tall x 8' wide. The largest net of its kind and the only net designed specifically for Kickoff practice. Built with the height and strength necessary for kickers that need a running start to drive the ball higher and harder and designed to allow the kicker to continue running past the kick.

Reliability, portability and strength make the SoloKicker the resonated training net among Division One University Football Teams such as USC, UCLA, Notre Dame. Sets up in 180 seconds without the use of tools. Easy portability and storage. One year limited manufacturer warranty. Weight 42 lbs., Roller Case Size - 48" x 10" x 8".

Model: BOW-PRO



FADE NET

Perfect your quarterback's fade route with Bownet's 8' Portable Quarterback Fade, Pass, and Snap Practice Net. Reliability, portability and strength make the QB Fade Net the resonated training net among coaches and quarterbacks. With a height of 8' and a 45 degree adjustable basket, Bownet's QB Fade Net is able to catch every pass from every angle. Bownet's E.A.S.® technology (Energy Absorption System®) helps reduce stress and tension on the netting, extend its lifespan, create a more balanced net, and add flexibility and stability upon impact. The original BOW-poles and rigid steel frame are engineered to distribute weight across the bottom base to prevent tipping during all weather conditions. Leave more time to play with a net that sets up in 60 seconds without the use of tools or guide wires. The net has rubber non-marking feet to prevent damage to floors and provide stability and traction indoors and outdoors. When practice is over, collapse the net and place in the provided manageable bag for easy portability and storage. One year limited manufacturer warranty.

Model: QBF



SOLO KICKER

Quick and easy setup and take down, thus very easily portable for games and practices. Includes small 50" x 12" Carry Case for easy travel. All-black kicking net and frame. Optional Orange Snapping Target (3 open pockets). Lightweight yet stable design 23 lbs. 87" H x 46" W. Bottom catch net keeps balls off the turf.

Model: WZ-BN1

Solo Kicker

Model: WZ-BNT

Snapping Targets



KICK STIX

The holder of choice for many top pro and college kickers. Simply unfold the legs and you are ready for practice. Weighted for use in windy conditions.

Model: WZ8



SNAP ATTACK MACHINE

A snap, pass and kick machine that will maximize your time on the practice field. The two independently running electric motors create not only a near instantaneous recovery time, but furnish enough power to put the football anywhere on the field. On the passing stand, the Snap Attack can pivot instantly in any direction, accurately throwing passes, punts and kickoffs to any location on the field. In the lowered position it snaps the ball to any depth in shotgun and pistol formations, extra points and punts.

Model: 130-1100 Snap Attack Football Machine
Model: 130-3004 Adaptor for Crowther Machine Cart



AERIAL ATTACK MACHINE

The Aerial Attack Machine is the little brother of the Snap Attack Machine, designed for programs on a tight budget. Throws both long and short passes for receiving and defensive drills. This unit delivers right-footed deep spiral punts that turn over as well as end-over-end kick-offs. It will pivot in any direction to challenge the defensive coverage or to instantly throw to an exact location. No assembly is required.

Model: 130-AERIAL Aerial Attack Machine



MACHINE CART

(Throwing Machine sold separately)

The Crowther Machine Cart provides easy mobility of your Throwing Machine, generator (or extension cords), and footballs. The tow handle allows you to pull the cart, or attach the cart to a field vehicle. The metal basket holds multiple footballs or a generator (a larger generator also fits on the deck of the cart). The cart has four foam-filled wheels with casters for easy transport on grass. Comes standard with 1½" ball hitch.

Model: JG1 Machine Cart



FIELD GENERAL MACHINE

The Field General Machine is a slightly scaled down version of the regular machine. Throws accurately up to 50 yards. Punts with a hang time over 5 seconds. Lightweight and portable. Weighs less than 95 pounds. Comes with its own transport wheel. Requires 110-volts.

Model: FG1000 Jugs Field General Machine



JUGS FOOTBALL MACHINE (shown right)

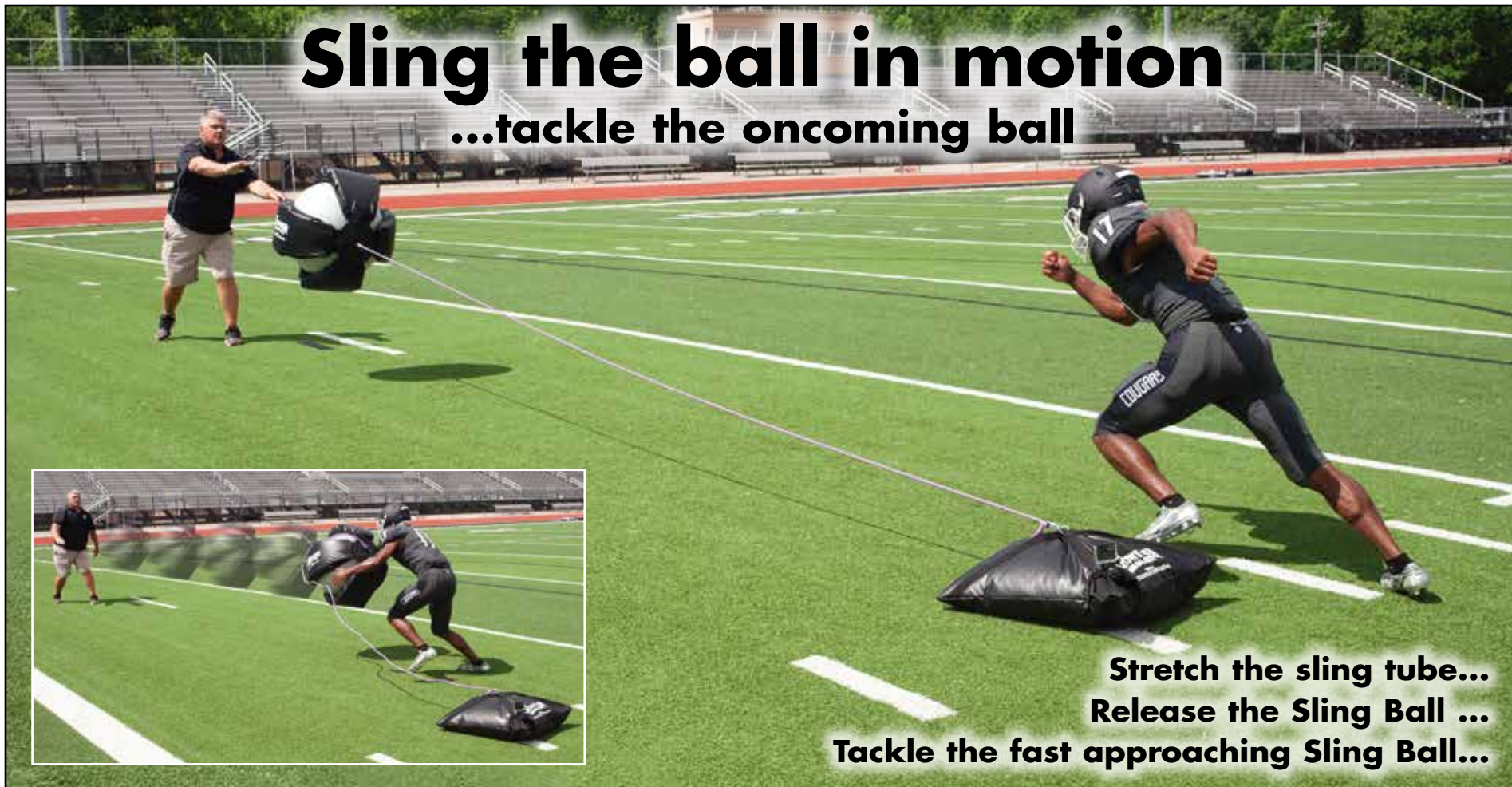
Catch more footballs. Work with LBs and DBs on their pass interception skills. Practice kick, punt and passes from 5 - 80 yards. Adjustable, will throw spiral or end-over-end tosses. Requires 110-volts.

Model: M1700Jugs Football Machine



Sling the ball in motion

...tackle the oncoming ball



Stretch the sling tube...
Release the Sling Ball ...
Tackle the fast approaching Sling Ball...

SLING-BALL

The Sling-Ball (Patent 62723550) is an affordable new tackling tool that promotes "Rip Tackling." The Sling-Ball is a large 36" diameter round ball. The Sling-Ball weighs 10 lbs. The Sling-Ball attaches to a high density stretch tube (the Sling-Tube). The tube is attached to a small but heavy base (the Sling-Base weighs 50 lbs.; there is no metal in the base so it won't hurt players if they land on it). When using the Sling-Base the coach holds the Sling-Ball and walks away from the base, stretching the elastic Sling-Tube. The player can be situated in front, behind, or to the side (angle tackle) of the base. When the coach lets go of the ball it acts like a slingshot, zipping the ball back in the direction of the base. You can use the Sling-Ball outside on the grass/turf but also, very importantly, inside in the gym. The Sling-Ball is a year-round training device. How fast do you want the Sling-Ball to travel? The velocity of the ball is determined by how far the coach stretches the Sling-Tube. It can be slow (2-4 mph) or really fast (10-15 mph), and the travel of the Sling-Ball can be short or long. The Sling-Tube's resting length is 10'. At maximum length the Sling-Tube stretches 25'. The coaches can hold the ball high when they release it, creating bounce, or close to the ground. The low height of the ball and its round shape promotes knee and ankle flexion, the "Dip and Rip" technique of tackling. The Sling-Ball can also be used without the Sling-Tube. A coach can simply roll the ball at a player and use it in the open field. We suggest a progressive use of the Sling-Ball by first tackling the ball stationary, then stationary at an angle, and only then proceeding to "Slinging" the ball at a player. Warranty 1 year.

Model: SLB1

Sling-Ball (includes Sling-Ball, Sling-Tube, Sling-Base)

Model: SLB-PUMP

14" Hand Pump for inflating Physio Ball



Get The Best Rings!

Wide, dense, durable foam...

Work the new "Hawk" tackling concepts. Hit and roll. Improve tackling technique with speed, agility, and head position. Intended for many ages. Can be used with or without pads. The rolling ring provides realistic tackling, which allows the coach to diagnose the player's technique. Use multiple rings in practice to keep the repetitions and players moving and improving their skills. The Tackling Ring is made from foam and vinyl. Our rings provide a lot more foam and much denser foam. Our wider rings, for example, the Varsity Ring is 13" wide compared to 8" or 9" width from competitors, are more player realistic, simulating the hip and thigh area, tougher to tackle, more stable for fast and slow drills (as well as on windy days), and provide more player protection when landing on the ring (bottom arm is more protected), and more durable. 4 Ring sizes to choose from; see size and pricing below. Ships motor freight. 2 year warranty.



JR. TACKLING RINGS

Model: TKDJR - BLACK

Size: 32" D x 12" W x 12 lbs.



VARSITY TACKLING RINGS

Model: TKDV - BLACK/RED/ROYAL

Size: 43" D x 13" W x 20 lbs.



HOOLIGAN TACKLING RINGS

Model: TKD48 - BLACK

Size: 47" D x 10" W x 16 lbs.



XL TACKLING RINGS

Model: TKDXL - BLACK

Size: 54" D x 17" W x 33 lbs.





Punch and Move! **The reps player's need to win in the trenches**

(Shown: 18' tunch punch ladder with player icons)

TUNCH PUNCH LADDERS™ (US Patent #D510,399)

Punch like the pros. The Tunch Punch Ladder was designed by two NFL veterans, Tom Myslinski and Tunch Ilkin. The Tunch Punch Ladder (TPL) is essentially a speed agility foot ladder mounted on a wall. Let's have Tom Myslinski explain, "Through working with and training under Tunch Ilkin, developer of 'Tunches Punches,' I have developed the Tunch Punch Ladder. Together, we are finding it extremely useful and beneficial in training our athletes. We, as football coaches, understand the importance of the feet in our sport. More importantly, we also understand the specific role the hands play in striking, blocking, and attacking. The more we use this teaching tool, the greater our results have been in strengthening and reconditioning our athletes on the correct motor programs."

HOW YOU CAN BENEFIT:

Protect your QBs and get to their QBs. The Tunch Punch ladder allows your players to gain thousands of repetitions they would not have been able to accomplish on the field. Your practice time is short; your individual time is shorter. As you know, the art of striking with the hands is difficult to learn. Why not place a Tunch Punch ladder in the weight room or hallway and punch year round? OLs can learn the hand combat necessary to take on fast DLs. DLs can learn the hand skills required to defeat strong OLs and make plays. It's a tool to learn their craft. A player can practice alone or in a group, with or without a coach.



9' Tunch Punch Ladder with Player Icons

Model: 9TPL-BK/WT

Model: 9TPL-RY/WT

Model: 9TPL-RE/WT

Model: 9TPL-CUST

Model: 18TPL-CUST

Model: TPL-AK

9' Tunch Punch Pad (3 player icons) with black vinyl background and white player icons

9' Tunch Punch Pad (3 player icons) with royal vinyl background and black player icons

9' Tunch Punch Pad (3 player icons) with red vinyl background and black player icons

9' Tunch Punch Pad (3 player icons) with custom colors and player icons

18' Tunch Punch Pad (3 player icons) with custom colors and player icons

Hardware kit to mount 9' or 18' Tunch Punch Ladder to a wall





FOLDABLE LANDING MAT / CRASH MAT

Block two punts on one play... The Foldable Landing Mat provides a safer landing area for your athletes by protecting their heads from ground contact and reducing the wear on their skeletal systems. Work extension drills, form tackling drills, and punt block drills. Folds in half. Four handles on sides for carrying. Weighs 145 lbs. Size: 10' L x 6' W x 12" H.

Yellow

Royal

Red

Model: LAN1



HALF ROUND STEP-OVERS

8" tall half round shape. Teach players to work their feet quickly and maintain a good football position with heads up. Shuffle over bags, mirror drills. Teach movement and direction change. Use as drill markers and lanes. Use as standup dummy as well. Two handles on back. Weighs 7 lbs. Size: 48" L x 18" W x 8" tall.

Black

Royal

Red

Model: HR8



TRAPEZOID STEP-OVERS

Rae Crowther 8" Trapezoid Dummy in Black

Includes: 8" tall, 48" long, 16" wide, 18 oz. vinyl coated nylon. Handles: 1 handle on end. Weight: 9 lbs. Warranty: 2 year factory warranty.

Black

Royal

Red

Model: TR8



MINI STEPS

5" Tall half round shape x 30"½ Length x 10" Width.

Black

Model: HR5



Tall Pop-Up has Plastic Base



POP UP DUMMIES

Pop Up dummies free players and coaches from holding bags upright. Choose between our popular 60" Varsity Pop Up and our new 72" Tall Pop Ups. The New 72" Tall Pop Up has a molded plastic base for durability. Both pop ups have no sand, no zippers, and nothing to inflate. Looking for durability and a good price? Look no further. Great quantity discounts. Warranty 2 years.

Model: POP7 Regular 60"

Model: POP9 Tall 72"

Black

Royal

Red



Regular



Tall



PASSING ARMS

Passing arms provide a QB-like target for the rusher. One arm is down and one arm is up in a throwing position. Each arm has Velcro sewn into the padding. Attach a Gunslinger pad to the arms. Arms attach in the back with a buckle strap. Color: Black

Model: POPP



LINEMEN ARMS

Provide DLs with a pass rush target. Chop and rip the arms. Each arm has Velcro sewn into the padding. Attach a Gunslinger pad to the arms. Arms attach in the back with a buckle strap. Color: Black

Model: POPL



V ARMS

The V Arms have a more realistic "look" than traditional pop-up arms. The V Arms offer more resistance to the players. They make an exceptional target for chop, rip, and swim techniques. Velcro is sewn into the cover for attaching a football. Color: Black

Model: POPV





70 / 50 / 25 LB. ROUNDS

70 lb. Heavy Round Dummy. 16" dia. X 48" tall, 18 oz. vinyl coated nylon, 2 handles on back, 2 on bottom, warranty 2 year.

Black

Model: 70HRD

Model: 50HRD

Model: 25HRD



40 LB. SQUARE DUMMY

Rae Crowther 40 lb. Square Dummy. 48" x 14", X 18 oz. vinyl coated nylon. Handles: 2 handles. Warranty: 1 year factory warranty.

Black

Model: SQD



PUSHBACK SHIELD

The Pushback Shield provides a curved hitting area. Use for quick mobility drills; hold the shield away from the body or against the chest for punching. 24" L x 17" W x 4" Thick. Weighs 4 lbs.

Black

Royal

Red

Model: PSH



CURVED BIG SHIELD

The Curved Big Shield is like the Pushback Shield but larger, wider, and thicker. It has a curved hitting area and provides more protection of the lower body for heavier contact drills. 36" L x 22" W x 5" Thick. Weighs 6 lbs.

Black

Royal

Red

Model: CBS



SEE GREEN S1 PAD COVER

The See Green S1 Pad Cover is another aid in teaching Head Up Tackling. The point of the pad is for the player to concentrate on SEEING GREEN throughout the tackle. If the player drops his head/eyes he doesn't see green, he has exposed the crown of his helmet. If he keeps his eyes up and focuses on the green part of the cover and the Strike Plate, he better protects his head and neck during contact. Pad color is black and green only. Will fit all S Sleds.

Model: ADV100-SG



BULLET ARM

Cylinder shaped pad allows the coach to slide his hand and forearm inside the pad and grip a handle in the inside. The pad protects the coach from live contact during escape moves. Players can chop, rip, and swim and the coach stays protected. The pad allows more teaching with less chance of injury to both player and coach. 22" L x 9" Diameter.

Black

Model: BULL



6" FLAT SPRING PAD - BLACK

Model: RP100



Black

BOD OR TACKLING PAD - BLACK

Model: RP105

Model: RP106



CHEST PAD

The Chest Pad frees the scout team player from holding a pad. The Chest Pad is worn around the neck and back with adjustable straps. The player has full movement of arms and hands. 22" L x 13½" W x 3" Thick.

Black

Model: CHP



S1-PAD COVER
Model: ADV100



S2-PAD COVER
Model: ADV105S2



S INTERIOR PAD SET
Model: ADV108



FIGHTN' PAD
Model: FTPU-PAD



Z1 PAD
Model: ZL-PAD



Z2 PAD
Model: ZL-PAD2



ENDURO PAD
Model: C100



CLASSIC T-PAD - BLACK
Model: C125



Pad Colors (Call for availability)

Black

Navy

Royal

Purple

Maroon

Red


Orange

Green

PORTABLE GOAL POSTS

The H style portable goal post is constructed from galvanized metal. Two wheels per goal. Price per goal. Windstreamers not included. In high wind areas, we suggest adding sand bags to the base.

Model: PORH High School; 23' 4" Width
Model: PORC Collegiate; 18' 6" Width



WINDSTREAMERS

Model: WS201
Size: 4' x 2"



FOOTBALL BAG

Holds 12 footballs in 32" L x 24" W x 12" H bag. Uniquely constructed of 18 oz. waterproof coated vinyl with interior flap and Velcro closure for quick access to footballs during light rain. Interior dividers separate dry from wet footballs. U-shaped zippered opening with heavy duty 2" webbing wrap-around straps and end carry handles. Black only.

Model: FBAG



SPECIAL TEAMS MATS

Avoid costly timeouts; ensure the right players are on the field. Standard Mat is black vinyl with white dots. Custom Mats available. Choose between our Standard Special Teams Mat, which comes in black vinyl with 11 white dots. We keep this mat in stock for fast delivery. Or, choose our custom Special Teams Mat, which can be made in your specific school colors and your school text. Standard size is 12' x 6'. On custom mats please allow a 3 week delivery.


Model: SSTM-B Standard Special Teams Mat: Black / White dots
Model: SSTM-C Custom Special Teams Mat



Standard Mat



Custom Mat



TRACK PROTECTORS

Track Protectors provide a new level of durability in protecting your track from foot traffic. The Track Protectors are portable. Choose from many custom colors and combinations. You can add your custom logo. Many sizes available, 12' x 30' is the most common standard size.

Model: G1230



GOAL POST PADS AND CUSTOM PADDING

You will not find better looking quality Custom Goal Post Pads. The Vinyl is 18 oz. vinyl coated nylon with Velcro enclosure. Foam is encased from the goal post and elements (other types of Goal Post pads just protect the exterior of the foam). Almost any custom text and logo is possible. Size: 6' tall x 18" O.D. x 7" I.D. A large selection of colors is available.

Model: GPP18

Model: GPP18 - LETTERING

(Per letter - includes an outline color and a letter color)





PADDED FLIP DOWN

Model: PDB-O



VARSITY 7' CHAIN

Model: SCS-O



COLLEGIATE 7'- 5" CHAIN

Model: CCSO



FOLDABLE MARKERS

Model: 1241WX-O



SCRIMMAGE CAPS

Fits modern, large helmets. Material is knit fabric.

Red Model: SCP2-R

Blue Model: SCP2-B

Gold Model: SCP2-Y




SCRIMMAGE VESTS

Adjustable scrimmage vests, material is durable mesh, one size fits all.

Gold Model: SV-R

Blue Model: SV-B

Orange Model: SV-Y



PYLON SET (4)

Model: 251WEP



12" RUBBER CONE

Model: C12



6" RUBBER CONE

Model: C6



7" DIA. DISK CONE

Model: CD7



9" SPOT MARKER

Model: SM12



CLEAT CLEANER

Made from durable synthetic material to withstand intense cleanings. Built-in handle and extended side panel allow easy transportation to practice or games.

Model: CLEATCLEANER

LX7520 PRACTICE SEGMENT TIMER (4' X 3' X 40 LBS.)

The LX7520 Practice Timer is an extraordinarily useful and robust timer that will maximize every second of your practice. Few things are more important to the success of a football team than the time spent on field practicing. The LX7520 helps you organize every second of practice and keeps the team on time for each segment of practice. The timer measures 4' x 3' x 40 lbs. The timer is light weight, and with an all-aluminum construction is rust free. Automotive grade baked on enamel based paint is applied to all sides of the cabinet. You have your choice of 18 standard paint colors, as well as your choice of amber or red LED displays. The LED display circuit is coated for outdoor use. The horn is internally mounted and can be heard over 200 yards. To program the unit a wired remote is standard with 37-key controls and an LCD display. There are fifty programmable brightness levels (also available are a junction box and patch cable for hardwired Installations). The timer is easy to program. For added flexibility, the display can double as a Play Clock during actual games. You can create up to 45 Practice Schedules. Each Schedule may include up to 90 Periods. Each Period may range from 1 to 99 Minutes. You may also program an interval between periods from 0 to 9:59. The timer includes auto and manual horn options. All digits are 11 inches tall and can be seen on bright days and from a distance. Digits are formed from matrices of super-bright, long-lasting, energy-efficient LEDs (Light Emitting Diodes). Choose either amber or red LEDs. Our LED displays are protected by aluminum masks that allow the hard epoxy shells of the LEDs to be exposed for maximum viewing angles. The timer has a five-year limited warranty. Toll free technical support via phone and online for the life of the product.

Model: LX7520 Practice Segment Timer
Model: LX7520T Optional T Cart
Model: LX7520LOGO Optional Logo



LX7520 shown with optional T-Cart

LX7620 PRACTICE SEGMENT TIMER WITH T CART (5' X 3.5' X 45 LBS.)

An extraordinarily versatile system that takes full advantage of the Practice Segment Timing software with a built in Play Clock. Create up to 45 Practice Schedules. Each Schedule may include up to 90 Periods. Each Period may range from 1 to 99 Minutes. Include an Interval between Periods from 0 to 9:59. Auto and Manual horn Options. All digits for this model are 11 inches tall.

Model: LX7620 Practice Segment Timer



LX7620 comes standard with T Cart and play clock.

LX7640 PRACTICE SEGMENT TIMER

The LX7640 segment timer will give you a new level of control over your practices. 7 ft. x 5 ft. Weight: 80 lbs. Electrical: 120 VAC, 1.5 amps. Create up to 45 Practice Schedules. Each Schedule may include up to 90 Periods. Each Period ranges from 1 to 99 minutes. Include an Interval between Periods from 0 to 9:59. Auto and Manual horn Options. All digits for this model are 18" tall, while the Visual Horn Indicator is 4" in diameter. Shown with optional trailer.

Practice Segment Timer
Model: LX7640

Optional Logo
Model: LX7640LOGO

Optional Wireless Remote
Model: LX7640WIRE

Optional Trailer
Model: LX7640TRA



MAKE THE MOST OF EVERY MINUTE



FOOTBALL HELMET CART

Ensure players can easily find their helmets at the start of the game or after halftime thanks to the five shelves that fit up to 50 football helmets with facemasks. Roll the helmets right out to the team on the cart's four heavy-duty swivel casters, two of which have locks for holding the cart in place when needed. Color: Black. Product Height: 64 in. x Length: 61 in. x Width: 24 in. x Weight: 61 lb.

Model: HRAK



COMBO SHOULDER & HELMET RACK

This rack holds up to 30 shoulder pads and 32 helmets to provide neat and tidy storage for the team's equipment. As players place their shoulder pads and helmets on the rack, you can rest assured that the stable, rigid base will prevent equipment from tipping over. Take the rack from the equipment room to the locker room on the four heavy-duty swivel casters. Color: Black

Model: 1378672



FOUR STACK SHOULDER PAD RACK

This one rack can be used to accommodate shoulder pads for the entire football team, thanks to the four stacks that can hold between 60 and 80 shoulder pads altogether. Pads stack neatly on top of each other, keeping things organized and making sure that they retain their shape for a comfortable fit. Moving the pads is no hassle, as the rack's four heavy-duty casters roll around the locker room or equipment area with ease. Tubular steel construction delivers strong support for the whole team's shoulder pads. Rigid reinforced steel base adds stability to the rack to help prevent it from tipping over. Color: Black. Product Height: 68 in. X Length: 60 in. X Width: 24 in. X Weight: 52 lb.

Model: SRAK



SHOULDER PAD HANGER RACK

Allows pads to keep their shape and air dry. Holds up to 28 Shoulder Pads. Fits through standard door. 4" Heavy duty caster wheels. 1½" Black powdered coated steel tubing.

Model: 1453172



Hydration

...for your toughest days



A DRINKING STATION WITH FILTER Model: 1453185

Galvanized steel tubing frame with removable legs for easy transport and storage. Drinking tube is made of non-corrosive PVC. In-line filter for cleaner fresher water. Includes 8 drinking stations with shut-off nozzles. Connects to a standard water hose (not included). Dimensions: 43"H x 53"L - 25 lbs. Warranty 1 Year



B POWERED TANKER WITH CART Model: 1378677

New Cart design with translucent blue tank. Constructed of steel tube frame with aluminum bottom deck and top utility shelf (water bottles not included). Drinking tube constructed of non-corrosive PVC. Rides and steers smoothly on four heavy duty wheels with 10" pneumatic tires. Front wheels swivel for easy maneuverability. Equipped with optional use towing attachment. Includes 8 coiled drinking hoses, sanitizing tables, 35 gallon FDA, NSF approved tank. Rechargeable 12V / 12amp Power Pack provides 8 hours of use. Dimensions: 43"L x 20"W x 54"H - 140 lbs. (empty). Warranty 1 Year



C POWERED TEAM DRINKER Model: 1240412

20-gallon tank that has an extra-wide threaded top to enable easy refilling. No-flat tires allow rapid transportation across a range of surfaces, so the water tank can move up and down the field or court as play advances and back to the equipment room at the end of the game. Powdercoat steel cart withstands rain, snow and sunshine for all-weather use. Six retractable-coil drinking hoses with quick shut-off nozzles promote efficient hydration. Included trickle charger and sanitizing tablets deliver clean water and lasting performance. Color: White, Black, Yellow. Dimensions: 50"H x 21"W x 25"D - 135 lbs. (empty). Warranty 1 Year



D PORTABLE WATER CHILLER Model: 1240429

Powdercoated steel cart resists wear and tear and easily supports the full cooler. Six retractable drinking hoses let multiple players drink at one time to efficiently hydrate the whole team. Quick shut-off nozzles keep water from spilling or leaking when a player finishes drinking. 10-gallon cooler holds ice to chill water as it passes through a copper coil. No-flat tires easily roll across a variety of field, turf and court surfaces. Color: Yellow, Black, Red. Weight: 46 lbs. Warranty 1 Year

PRO GOLD RACKS

The new Pro Gold Racks provides the lifter and coach a superior design and base to work hundreds of exercises. The Pro Gold Racks have fully welded Chassis frames. The fully welded frames make assembly easy and keep the racks super tight. Each upright is 7 gauge metal and drop in style latches. Each upright has tear drops lasered on the sides. The drop in latch allows 3" bar catch adjustments (the bar catch can be fitted on either side of the upright). The numbers are laser cut on the uprights. Bar Catches are oversized for safety and are sandwich style with thick 1" plastic to protect your hands and the bar when racking with plastic protection on the inside to protect the upright from metal to metal contact. Each rack comes standard with our Monkey Chin Bar that combines an array of functional use with a 1 3/8" front bar, a 2" fat bar, and 4 parallel chinning areas. Standard on all the racks are 10 zinc plated weight horns that are bolted to the uprights, so no fear of a broken weld. Bumper plates will fit on the lower three weight horn pins. The Bottom three weigh horn pins are 12" long and the top 2 pins are 6" long. Standard are heavy duty safety bars that are 24" in length. The safeties, like the bar catch and chin bar, are painted matte crinkle black for grip and durability. Each safety has hard plastic protection on the top and side of the metal. Each safety is made from structural steel tubing and gusseted for extra strength. Height 8'3" x 5' floor length. Each rack has a 5 Year warranty. Powder coats the frame of the rack from a variety of standard colors.

Model: PROG1 Pro Gold Sport Training Rack (Not shown)

Model: PROG2 Pro Gold Half Rack (Shown below on left)

Model: PROG3 Pro Gold Power Rack (Not shown)

Model: PROG4 Pro Gold Double Half Rack (Shown below in middle)



For Options, see page 54



VARSITY PATRIOT RACKS

The Varsity Patriot line of racks combines great performance, durability, and pricing. We believe the Varsity Patriot line will be the right choice for many programs, plus we offer many options and are always working on new options. And another advantage is we typically keep the racks and benches in stock for fast delivery. No need to wait 6 weeks or more for your new equipment, we will get it to you fast. The Patriot Racks have fully welded frames made from structural 3"x 3" steel 11 gauge tubing. The fully welded frames make assembly easy and keep the racks super tight. Each upright has 33 lasered holes that allow 2" bar catch adjustments. The numbers are laser cut on both sides of the uprights. Bar Catches are oversized for safety and are sandwich style with thick 1" plastic to protect your hands and the bar when racking with plastic protection on the inside to protect the upright from metal to metal contact. Each rack comes standard with a 1 3/8" chin bar made from metal rod. The Chin bar connector is gusseted and welded with large end plates for extra strength. Or you can go for the optional Monkey Chin Bar that combines an array of functional use with a 1 3/8" front bar, a 2" fat bar, and 4 parallel chinning areas. You can place this optional chin bar on any of the racks. Standard on all the racks are ten zinc plated weight horns. They are bolted to the upright, so no fear of a broken weld. Bumper plates will fit on the lower three weight horn pins. The Bottom three weigh horn pins are 12" long and the top 2 pins are 6" long. Standard are heavy duty safety bars that are 24" in length. The safeties, like the bar catch and chin bar, are painted matte crinkle black for grip and durability. Each safety has hard plastic protection on the top and side of the metal. Each safety is made from structural steel tubing and gusseted for extra strength. The Height of each rack is 8'3". The Power rack is sumo style so its height is just above 8'. Each rack has a 5 Year warranty. Powder coat the frame of the rack from a variety of standard colors.

Model: VPAT1 Varsity Patriot Sport Training Rack

Model: VPAT2 Varsity Patriot Half Rack (Shown Below on left)

Model: VPAT3 Varsity Patriot Power Rack (Shown Below in middle)

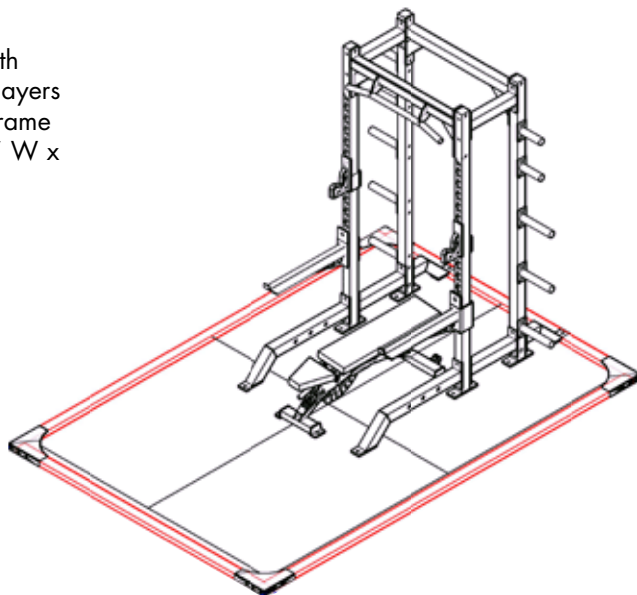
Model: VPAT4 Varsity Patriot Double Half Rack (Shown Below on right)



PATRIOT PLATFORM

This platform uses $\frac{3}{16}$ " metal framing with rubber matting. Rubber is $1\frac{1}{2}$ " thick (2 layers of matting). The rack sits on top of the frame and bolts to the back of the platform. 8' W x 12' L x 2" H.

Model: PRO-PF



OPTIONAL MONKEY CHIN BAR

Model: PAT-MCB



OPTIONAL ROCKET STYLE BAR HOLDER

Model: PRO26



OPTIONAL STORAGE HOOK

Model: PRO20



OPTIONAL DIP ATTACHMENT

Model: PAT19



OPTIONAL BAND PEGS (SET OF 6)

Model: PAT23



OPTIONAL 6' BRIDGE CONNECTOR

Model: PRO25

ADDITIONAL PAIR OF BAR CATCHES (1 PAIR)

Model: PAT70

ADDITIONAL PAIR OF SAFETY BARS (1 PAIR)

Model: PAT-SC

OPTIONAL LANDMINE ATTACHMENT

Model: PRO24



VARSITY PATRIOT ADJUSTABLE BENCH

The Varsity Patriot Adjustable Bench is a ladder style bench. The benefits of a ladder style are easy adjustments for the athletes and no pop pins to fool with or replace. The 3" thick padded back (35" length) and butt pad (14") are firm and covered in durable vinyl. The back pad has 6 adjustments. The front pad has 3 adjustments. Wheels are standard for ease of movement. The Bench includes rubber cleats to stand the bench upright, allowing the bench to stow within the rack or out of the way easily. This bench is a great value and it ships assembled.

Model: VPAT-BENCH




YORK ADJUSTABLE BENCH

Ladder style bench that is easy to use and solid. The Bench is highly adjustable to six positions. Handle and wheels on the base to allow for easy movement. Rubber is on bottom of feet for flooring protection. Butt and back pad adjust independently. High density foam padding. Assembly required. Length 57¼" x Width 22¼" x Height 19". Color of padding is black. Frame color is white.

Model: 54027





LAT PULL DOWN

Adjustable locking leg hold-down secures the lifter in place. Straight bar with angled ends ensures correct arm and wrist position. 4200 lb. tensile strength aircraft quality cable. Choose between 250 or 300 lb. weight stacks. Dimensions: 53" L x 47½" W x 90" H. 537 lbs. Pad Color: Black. Frame Color: White or Silver.

Model: 54020 with 250 lb. Stack

Model: 54021 with 300 lb. Stack



LOW ROW

Excellent for mid to upper back exercises. Step-through design for easy access. 4200 pound tensile strength aircraft quality cable. Large diamond-plate footplate ensures foot stability. Rubber covered machine attachment rest improves bar accessibility and protects equipment finish. Choose between 250 or 300 lb. weight stacks. Dimensions: 72" L x 30¼" W x 90" H. 590 lbs. Pad Color: Black. Frame Color: White or Silver.

Model: 54018 with 250 lb. Stack

Model: 54019 with 300 lb. Stack



TRICEP ROPE W/SOLID RUBBER ENDS

Model: ATR36



MULTI EXERCISE BAR

Model: TXB



TRICEP PRESS DOWN BAR W/SWIVEL

Model: TTVB-S



CHIN TRIANGLE DOUBLE LOW ROW WITH ERGO HANDLE

Model: GCT



TRICEP PRESS DOWN BAR

Model: GTVB



DOUBLE STIRRUP HANDLE

Model: TDSH (6 lbs)



HEAVY DUTY SINGLE CABLE HANDLE

Model: TCCH-D (2.7 lbs)



SINGLE CABLE GRIP ERGO HANDLE

Model: GCCH



REVOLVING STIRRUP HANDLE

Model: TOCH-S (2 lbs)



REVOLVING STIRRUP HANDLE W/RUBBER GRIP

Model: TCCH-R (2 lbs)



48" HIGH QUALITY LAT BAR WITH SWIVEL

Model: TLB-48S (9.5 lbs)



20" MULTI PURPOSE STRAIGHT BAR

Model: GSB-20S (5.28 lbs)



28" MULTI PURPOSE CURL BAR

Model: GCB-28S (8.03 lbs)

48" LAT BAR WITH SWIVEL AND RUBBER GRIPS

Model: GLB-48SR (9.5 lbs)

20" MULTI PURPOSE STRAIGHT BAR WITH RUBBER GRIPS

Model: GSB-20SR (5.28 lbs)

28" MULTI PURPOSE CURL BAR WITH RUBBER GRIPS

Model: GCB-28SR (8.03 lbs)



34" PRO STYLE LAT BAR WITH FORGED SWIVEL

Model: TPLB-34S (10 lbs)



24" LAT BAR WITH FORGED SWIVEL

Model: TPLB-24S (9 lbs)

OLYMPIC BENCH WITH STORAGE

Polished chrome "gun rack" style bar holders for extended wear. 11" wide heavy contour foam padding provided for extra support. Diamond plate, non-skid spotting platform standard.

Model: 54041



35 DEGREE LEG PRESS

Extra-wide foot plate accommodates different size users. Heavy-duty linear bearings for smooth, low friction movement. Wide range of seat-back adjustments maximizing range of motion. Built-in weight storage. 1200 pound capacity. Convenient adjustable safety stops. Length 98" x Width 54 3/4" x Height 56".

Model: 54035



SMITH MACHINE

Linear bearings on 1 1/2" case hardened shafts ensure smooth operation. Weight bar angled at 5 degrees. Low starting resistance accommodates users of all abilities. Walk-through design for easy access. Adjustable stops act as range limiters for most users. Length 86 1/4" x Width 40 1/4" x Height 91 1/2" x 740 lbs.

Model: 54033



4-WAY NECK MACHINE

Waste no time getting situated with our 4 angle Neck Machine. To change the angle of attack the athlete simply turns 45 degrees on the seat. Simple and easy. Rotates on a sealed ball bearing. Holds up to 135 lbs. in plates. 4 hand grips for each angle. Dual design padded headrest. Seat height is adjustable and spring loaded. Two plate holders. Molded rubber feet at all four corners. 60" tall x 43" length x 25" width. Made primarily from 3" structural square tubing. Color is black.

Model: NKM



PATRIOT PRO GLUTE HAM MACHINE

Dual roller pads that provide stability and comfort. Dual slider for adjusting the pad to the leg length of the athlete. 4 roller foot pads. Adjustable height foot pad to fit athletes' size and increase or decrease the difficulty of the raise. Checkered plate foot stop. Wide base for stability with big athletes. 2 Handles for dips.

Model: GLH18





ALL PURPOSE POWER BAR - MADE IN USA

1800# rated bar. This bar is high strength stress proof alloy steel that is black oxide with zinc sleeves. It's equipped with double rings and medium knurling. It has 165,000 PSI which is great for on the platform or in the rack. Bar Weight 45 lbs. Diameter: 28.5mm. Knurl: Medium. Shaft Coating: Black Zinc. Sleeve Coating: Chrome. Bushing/Bearing: Bronze bushing. Tensile Strength: 165,000. Warranty: Lifetime on Manufacturer defect. Made in the USA.

Model: SBF11



STANDARD OLYMPIC BAR - MADE IN USA

1200# rated bar. This bar is a great general-purpose bar. Comes with a black zinc shaft with polished steel sleeves. Bar Type: Multi. Bar Weight: 45 lbs. Diameter: 28.5 mm. Knurl: Medium. Shaft Coating: Black Zinc. Sleeve Coating: Polished Steel. Bushing/Bearing: Bushing. Tensile Strength: 120,000. Warranty: Lifetime on Manufacturer defect. Made in the USA

Model: SBF8



YORK 7' NORTH AMERICAN 28 MM CHROME BAR - a great all-purpose training bar

York applied its vast knowledge in bar design and produced perhaps the highest quality, most functional and attractive Olympic Bar of today. York applied its signature "split sleeve" design to each bar, which replaces the outmoded bolt and sleeve assembly. This means the sleeve assembly will not loosen or detach. The needle bearings ensure smooth, consistent rotation of the sleeves. The steel used in both bars is produced in North America. The Men's Bar is 7' long. The Women's Bar is 6½' long.

Model: 32110



YORK 20 KG PRO OLYMPIC BAR - an excellent bar for serious Olympic lifting

York Bars are made from the highest grade steel with a minimum yield strength of 195,000 PSI. Bars are made from elevated temperature drawn high tensile steel for maximum strength and flexibility. Bar sleeves are machine finished with needle bearings for reduced friction. Bars are calibrated to be accurate to within +0.01% and -0.05%. Sleeves are machine finished to a precise 1.975" diameter, accommodating any 2" diameter Olympic plate.

Model: 32002



YORK INTERNATIONAL 15 LB. ULTRA-LITE 6' ALUMINUM BAR - a great youth bar

Model: 32032



HEX COMBO SHRUG BAR

Manufactured by the original designers of the Hex Bar. This hex bar is silver zinc with raised handles on the side for lifting or flat handles on the other side for low stress. This bar is indestructible and the #1 shrug bar sold.

Model: SBF16



HEAVY DUTY CURL BAR

Model: SBF20



MARRS BAR

A versatile bar that lets you do squats, good mornings, lunges - hands free. Reduces axial load on your neck and back. Weight: 65lbs. Dimensions: 89" x 24". Dia: 1.5" solid steel zinc coated bar & harness. Machined Olympic black oxidized sleeves. Fully welded design: Max load 1,200 lbs. Custom molded harness padding.

Model: MARR



MULTI-GRIP OLYMPIC BAR

Two pair of oblique (angled) and one pair of straight neutral grip 28mm handles combine to reduce stress on wrists and shoulders during close, medium or wider grip pressing movements. The bar is long enough (83 in) to be compatible with most power racks and can even be racked at the top for chin-ups, or the bottom for push-ups. Solid and fully welded, it features knurled handle grips, uniquely centered spacers for hand placement and a quality bright zinc finish that will not scratch or flake. Weight: 47lbs.

Model: 50080-Y



FARMERS WALK HANDLES

Farmers Walk Handles (sold in pairs) are great for developing powerful legs and hips, strengthening the core, creating a strong and stable back, as well as monster grip strength. 60" overall length. 12" collar length. 6" handles that are 1 1/4" diameter. 22 lbs. per handle. Powder coated black. Warranty 3 years.

Model: STR-FCH-DB



BAR PAD

16" wide coverage, high-density 1" thick memory foam padding. Velcro closure.

Model: BARPAD



VERTICAL BAR HOLDER

Model: 6916



SPRING COLLARS

Model: OC-O6



MUSCLE CLAMPS

Model: AOMC



VARSITY LIFTING PLATFORM

This is a very economical and durable Olympic and dead-lift platform. All rubber construction with 2" square tube frame. 463 lb. Standard color: Matte Crinkle Black. Warranty: 3 Years on frame. Plastic and rubber warranty is 1 year.

Model: CLP2 Varsity Lifting Platform



NYLON DIP BELT

High quality dense memory foam core increases comfort. Develops upper body strength. Wide 6" padded back support for added comfort. Fully adjustable chrome metal chain and speed clip for quick removal. Increases the effectiveness of dips, chins and lunges by adding resistance beyond your own body weight. One Size Fits Most. (photo shows plate attached to Dip Belt, plates sold separately)

Model: DIPBELT



LIFTING BELTS

Top quality 1/4" thick cowhide Lifting Belts. Double-prong seamless roller buckle. 4" width.

Model: WE320S 24"-30"
Model: WE320M 31"-37"
Model: WE320L 38"-44"
Model: WE320XL 45"-51"



CHALK

100 percent pure magnesium carbonate to keep hands dry for a secure grip. 1 lb. box contains 8 - 2 oz. blocks.

Model: WE3057



COTTON LIFTING STRAPS

For grip support. Double stitched cotton straps with merrowed end tabs for durability. 20 1/2" length and 1 1/2" width for traction and grip.

Model: WE316



HEAD HARNESS

Model: HHAR



CAST IRON PLATES

Standard Olympic Plates are the meat & potatoes of the iron game. These simple sturdy cast iron plates are economical and well built. Color is black. Sold in pairs only.



Model: 7350 - 2.5 lb.

Model: 7351 - 5 lb.

Model: 7352 - 10 lb.

Model: 7353 - 25 lb.

Model: 7354 - 35 lb.

Model: 7355 - 45 lb.



BLACK BUMPER PLATES

These bumper plates are an excellent choice for the strength program that is looking for a quality bumper with great performance at an economical price. These bumpers have a solid rubber construction and a reinforced 2-inch center steel sleeve. They come with a full 1 year warranty. The color is black. Sold in pairs only.

Model: 29067 - 10 lb.

Model: 29069 - 25 lb.

Model: 29070 - 35 lb.

Model: 29071 - 45 lb.



IT'S THAT EASY...

Yes, it's that easy to order from us. You can order from us online, anytime, or you can call us, and yes, you'll talk to a live person right away and not an automated phone tree.

And, a special thank you for your orders in 2021. We appreciate orders any time of the year.

We ship fast. Most items ship within 3 business days. Even sleds and chutes typically ship within 1 week.

In most areas of the United States, our shipping includes free "call for appointment" and lift-gate service.

RUBBER HEX DUMBBELLS

These dumbbells feature contoured, knurled chrome handles and durable rubber-covered heads, which are permanently affixed to a 35 mm solid steel shaft for strength. Smaller handles graduate up from 25 mm grip to 35 mm grip for increments 20 lbs through 125 lbs. The rubber coating increases durability, protects flooring and equipment, enhances appearance, diminishes noise and is easy to clean. 1 Year warranty.

- Model:** SD1Y 5-50 Set (in 5 lb. increments - 10 pairs)
Model: SD2Y 55-100 Set (in 5 lb. increments - 10 pairs)
Model: SD3Y 5-75 Set (in 5 lb. increments - 15 pairs)
Model: SD4Y 105-125 Set (in 5 lb. increments - 5 pairs)



2 TIER HEX DUMBBELL RACK

Among the most versatile of dumbbell storage racks, the 2-tier Tray Dumbbell Racks can accommodate a number of different styles of dumbbells. The 16" deep formed steel trays are rubber lined and ergonomically angled for ease of use. Dimensions: (L) 99"x (D)23"x (H)27" x 296 lbs. Powder coated black. Dumbbells sold separately.

Model: 69128Y



3 TIER HEX DUMBBELL RACK

Among the most versatile of dumbbell storage racks, the 3-tier Tray Dumbbell Rack can accommodate a number of different styles of dumbbells. The 16" deep formed steel trays are rubber lined and ergonomically angled for ease of use. Dimensions: (L) 99"x (D)23"x (H)27" x 325 lbs. Powder coated black. Dumbbells sold separately.

Model: 69129Y



KETTLEBELLS

Kettlebells will appeal to experts and beginners alike. The product sports a rugged matte black finish and has a uniquely positioned handle for a smooth, ergonomic motion. These kettlebells are perfect for a variety of Crossfit movements including the Russian Swing, One-Armed Clean, and the Two-Armed Push Press, as well as acting as a weight aid for squats and lunges. Warranty 1 year.



- Model:** KB5Y
Model: KB10Y
Model: KB15Y
Model: KB20Y
Model: KB25Y
Model: KB30Y
Model: KB35Y
Model: KB40Y
Model: KB45Y
Model: KB50Y
Model: KB60Y
Model: KB70Y
Model: KB80Y



THREE TIER KETTLEBELL STAND

This stand can hold a 5-80 kettlebell set. The shelves are rubber lined, and constructed from 2" x 2" x 11 gauge steel tubing. Powder coated in a metallic silver finish. 45" w x 24" depth x 33" v. Weight 77 lbs.

Model: 15100



REGULAR MED BALLS

Perfectly balanced and durably constructed, our Med Balls are guaranteed to maintain their shape. Perform traditional medicine ball exercises or pass them to a partner or rebounder. The textured surface of these medicine balls ensures superior grip and handling. Incorporate them into any group fitness, sport-specific, or rehabilitation movement for added resistance. Hollow synthetic rubber construction allows medicine balls to bounce.

| | |
|---------------------|--------|
| Model: GMB6 | 6 lb. |
| Model: GMB8 | 8 lb. |
| Model: GMB10 | 10 lb. |
| Model: GMB12 | 12 lb. |
| Model: GMB14 | 14 lb. |
| Model: GMB16 | 16 lb. |
| Model: GMB20 | 20 lb. |



WALL BALLS

Wall Balls are large diameter foam medicine balls. Each Wall Ball is 14" in diameter. Made of durable synthetic leather and designed for superior grip, each ball is stitched to our exacting specifications and comes with a 1 year commercial warranty. Wall Balls are perfect for any athletic applications. Each Wall Ball comes with a 1 year warranty against breakage. Please note, our Wall Balls are tough but they're not slam balls. Slamming the Wall Ball will void the warranty.



| | |
|---------------------|--------|
| Model: PWB4 | 4 lb. |
| Model: PWB6 | 6 lb. |
| Model: PWB8 | 8 lb. |
| Model: PWB10 | 10 lb. |
| Model: PWB12 | 12 lb. |
| Model: PWB14 | 14 lb. |
| Model: PWB16 | 16 lb. |
| Model: PWB18 | 18 lb. |
| Model: PWB20 | 20 lb. |



SLAM BALLS

The 9" diameter Slam Ball is a rubber ball filled with iron shot that can be slammed to the ground violently from an overhead position. The slam ball is used for total body conditioning as well as building explosive strength in the torso and legs. These Slam balls do not use a cork stopper. Slam away! 90 day warranty.

| | |
|---------------------|--------|
| Model: VUL5 | 5 lb. |
| Model: VUL10 | 10 lb. |
| Model: VUL15 | 15 lb. |
| Model: VUL20 | 20 lb. |
| Model: VUL25 | 25 lb. |
| Model: VUL30 | 30 lb. |
| Model: VUL35 | 35 lb. |
| Model: VUL40 | 40 lb. |
| Model: VUL50 | 50 lb. |



STABILITY BALL

Stability Balls are excellent for balance, core work and stretching. Size of ball is 65 cm. Ships deflated.

Model: TA1806



MED BALL RACKS

Sturdy and durable storage for your medicine balls. Painted Black.



Model: 65101 (Vertical)



Model: 65100 (Horizontal)

TRAINING ROPE


50' length x 1½" diameter x 24 lbs. Training Ropes are a great choice indoor or out. A braided Training Rope does not shed and is non-abrasive. Ropes offer you a complete, full-body workout. The braided ropes are 80% danline and 20% polyester – they are more durable and have a greater life span than manila ropes and feature a plastic boot on each end to prevent fraying. You will quickly notice how training will transfer into your sport or activity. You will not only have a lot of fun with your training, but you will also find yourself more motivated in general. This is due to the increased physical and mental discipline you will gain.

Model: B515



STRENGTH BANDS

Strength Bands are a cost-effective exercise tool. Available in 5 resistance levels. They are adaptable for multiple ages and fitness levels. A one stop shop in helping athletes. You can adjust the amount of resistance during exercise by adding pre-tension, standing closer or farther away, or combining bands together. Strength Bands can be used for any exercise and for every muscle group.



| | | | | |
|-----------|---------------|------------|--------|------------|
| Model: J1 | #1 Mini | 5-35 lb. | Red | 13 mm wide |
| Model: J2 | #2 Super Mini | 10-50 lb. | Black | 14 mm wide |
| Model: J3 | #3 Small | 25-80 lb. | Purple | 29 mm wide |
| Model: J4 | #4 Medium | 50-120 lb. | Green | 45 mm wide |
| Model: J5 | #5 Large | 60-150 lb. | Royal | 64 mm wide |





HERCULES PUNCH BAG

Crowther Hercules Punch & Conditioning Bags are multi-purpose bags with heavy duty construction. Use for punching, rotational exercise, front, back, and overhead squatting, throws and core exercises. Allow range of motion and movement while stressing the weakest link – grip. We do not sew handles into the bags because that destroys the open handed nature of the punch bag. All bags come in black with a large screen print of the weight on the bag. If you want the best and most hassle free bag, you have it here! Two year warranty.

Model: HPC15 15 lb.

Model: HPC25 25 lb.

Model: HPC50 50 lb.



VINYL SPEED ROPES

These vinyl speed ropes with plastic handles are the ideal rope for most athletic programs. They are very economical and durable. Choose from 8' to 10' in length. Colors vary by size.

Model: SPR8 8'

Model: SPR9 9'

Model: SPR10 10'



FLOOR MODEL GLUTE HAM

Also known as a "Partner Glute Ham," use this economical pad for glute ham and core work. Our model uses the heaviest weighted foam in the industry. Removable center pad. Covered in black vinyl.

Model: GLH-F



METAL PLYO BOXES

Jumping on and off boxes is one of the best plyometric exercises to improve leg power, speed, and strength. Each box is constructed of 1" square steel tubing. The top platform is covered with 10 mm thick rubber track surface. Anti-skid rubber is located at base corners to prevent slipping and to protect floors. Tapered design allows for much greater stability and easy stacking for storage.

Starter Set:

(12", 18", 24", 30")

Model: TA301

Advanced Set:

(12", 18", 24", 30", 36", 42")

Model: TA300



JUMP SMART PLYOS

Use our Jump Smarts to raise explosive power, increase ground reaction force, and enhance muscle stiffness (tension). The Rae Crowther Jump Smart Plyos are the best value in the industry. Quality construction, durability, and functional design. As one of the leaders in the industry we started making the foam jump box over 15 years ago! Jump Smart Plyos are high-density foam 32" diameter plyometric discs. The heaviest Foam Plyos in the industry. High density foam with inserted rubber encased in heavy nylon vinyl with zippers and handles. Each individual disc (3", 6", 12", 18", 24", or 30") velcros to each other. An improvement in safety over traditional steel boxes. Color: Black.



Height: 3"
Diameter: 32"
Weight: 25 lb.
Model: JSP3



Height: 6"
Diameter: 32"
Weight: 36 lb.
Model: JSP6



Height: 12"
Diameter: 32"
Weight: 65 lb.
Model: JSP12




Height: 18"
Diameter: 32"
Weight: 91 lb.
Model: JSP18



Height: 24"
Diameter: 32"
Weight: 115 lb.
Model: JSP24



Height: 30"
Diameter: 32"
Weight: 145 lb.
Model: JSP30



METAL AGILITY LADDER DRILLS:

- 1 "Ickey" Shuffle: This is a lateral "2 feet in, 1 foot out" pattern, sticking the outside foot as quickly as possible outside the ladder as you advance.
- 2 Lateral "stick" drill: Moving down the ladder with a good base, "stick" the interior foot in and out of each box using short, choppy steps with both feet to advance down the ladder.
- 3 Lateral moving plank: This drill is done in a push up position using a "hand out, foot out" pattern to advance down the ladder. Focus should be on maintaining length in the arms, minimal elbow bend, and keeping the core braced (ankles, knees, hips, and shoulders should be level in the same plane throughout the drill)
- 4 2 in, 2 out, lateral shuffle: For this drill lead with the front foot, bringing both feet in and out of each box as you advance down the ladder. When the end of the ladder is reached, shuffle laterally to the beginning and repeat for reps. Maintain a "nose over toes" athletic position throughout the drill.
- 5 Lateral shuffle + 2 in, 2 out plank: This drill combines quick, lateral movement, with a "2 in, 2 out" moving plank variation. Perform desired reps of lateral shuffles followed by traveling down the ladder and back in the plank variation before finishing with a 5-yard burst out of the drill
- 6 Band resisted cone drill: Place a cone in each box of the ladder and provide a lateral force vector using a band. Have the player shuffle to the nearest cone and place it at the front of the ladder, repeating the pattern until every cone is retrieved.




**Competition is
fierce, so when
your life's work
and passion is on
display, every
Friday night,
Saturday, or
Sunday afternoon,
practice with
Crowther
equipment and
Dominate With
Fundamentals.**

METAL AGILITY LADDER

Foot fire! The Metal Agility Ladder is similar to the traditional foot ladder but is made from metal so that it will not kick out of place. The Metal Agility ladder is light enough to transport but heavy enough to stay in place. The Ladder measures 19' long (you can add to that length if you desire with individual sections). Comes in 4 sections that slide together for easy shipping, travel, and set up. The metal squares are ½" tall, so it can be used with sneakers or cleats. Use the ladder in a straight agility pattern or make 90-degree intersections. For large groups or individual drills use the 4 sections of the ladder separately. Can be used for lower and upper and body training (such as pushups). Use with slam balls and other implements to raise the challenge. Keep the ladder inside or outside. Each section is 4.75 feet long. Each foot hole is 19" x 19". Powder coated yellow. Weight: 24 lbs. per ladder.

Model: GPR1



**Use the Ladder
in a straight
agility pattern
or make 90°
intersections**

DOT DRILL MAT

Improve foot speed, reaction time, and balance. Perform multiple footwork patterns. Start with both feet and progress to single foot drills. Position multiple mats in a row to increase the challenge. Molded on dots, not painted. 25 lb.

Model: TA1425



HURDLE

This economical hurdle meets official pull over resistance at all high school heights. Trigger release system allows for pain-free height adjustment to 5 heights: 30", 33", 36", 39", and 42". Rigid double-crossbar design ensures superior durability. All steel construction, powder coated tubes, and PVC gate board. Silk screen not available. Black gate tubes only. Ships partially assembled. Meets high school specifications. 1 Year warranty.

Model: 400



15' OR 30' AGILITY LADDER

Agility Ladders feature a unique quick-change latch that lets you adjust the placement of the slats and lock them into position. Use narrow spacing on this workout ladder for short and quick steps or wider spacing for longer strides. The speed ladder can separate into two sections for more training variety. Stakes keep the exercise ladder stable when using it outdoors, and loops let you attach weight plates to hold the exercise ladder in position indoors.

Model: TA1680 (15')

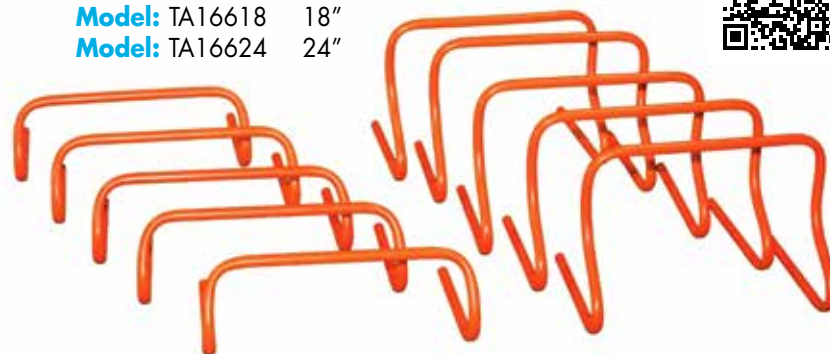
Model: TA1681 (30')



STEP-HURDLES

Improves knee lift and step quickness. Position hurdles for agility drills, running drills and plyometric jumps. Use with forward and lateral drills. Constructed of durable PVC tubing. Four different height hurdles are available; each hurdle has an 18" width.

Model: TA1675 6"
Model: TA1665 12"
Model: TA16618 18"
Model: TA16624 24"



DRAGON SLAYER™ CONDITIONING SLED

The Dragon Slayer can challenge even the best conditioned athletes. This multi-purpose sled can be used to push or pull. 6 multiple gripping areas allow a variety of angles. 34" height to top of bar.

When used with an agility cone course, the drills become unlimited. For instance, fast run with the sled, slalom, punch and run, use 1 or 2 handed, 1 leg or 2, uphill or downhill. Made with 2" heavy duty tubing.

16" wide "thumbs-up" grip. With the Dragon Slayer, players are placed in a strong athletic position. Use the sled competitively. Two plate holders per sled. Optional Carpet Runner allows you to train on a wood floor any time of the year.

Push with or w/o added weight, fast, medium, or heavy. Use with all players. Welding rings on the back of the pontoons allow easy harnessing. Weighs 50 lbs. Powder coated white.

Model: DRS1 Dragon Slayer Sled
Model: TA15401 Waist Harness
Model: DRS6 Indoor Carpet Runner



Push the sled unilaterally while carrying a med-ball or football for increased resistance.



Use the sled competitively. Two plate holders per sled.



Bear Crawl Grip



Shown on left is the Indoor Carpet Runner, allowing the sled to be used indoors on a hardwood floor.

POWER SLED

Includes sled, 11' leads, 3" wide hook & loop closure belt adjustable to 42" waist, and instructions. The Sled also accommodates an optional shoulder harness for an upper body workout and is Max Belt compatible.

Few athletes ever reach their true potential in speed. Speed takes considerable time to develop because of the fine motor skills required to achieve maximum performance. Use the Power Sled for systematic training. Provides lower body resistance that develops speed and strength. Work forward lunges, backward walks, bear crawls, squat rows, chest presses. Add the desired weight to determine resistance. Load up to 200 lbs.

Model: TA154 Sled, Waist Harness, & Leads



TORQUE WHEEL®

A missing link between the weight room and practice. Made to help advance offensive line skills. This offensive line specific tool is designed to train an athlete's core through simulating rotational and anti-rotational pressures felt during run block and pass pro scenarios. Utilize the Torque Wheel in the weight room or on the practice field to break bad habits. Train all year long. Eliminate elbow flare and bad hand placement. Engrain correct movement and strength required on the field of play. Note: Center slot receives proprietary attachments to enhance versatility.

Model: LINE-T Torque Wheel

Model: LINE-TS Sled Adapter for Torque Wheel



THE SOUPBONE®

The SoupBone® positions the athletes' hands and shoulder joints into the correct biomechanical positions. The positions mimic the explosive movements that translate to success on the playing field. Helps create naturally perfect reps with little to no instruction. The Soupbone is effective for training large groups of athletes when presented with limited time. Utilize mobile landmines for efficient indoor/outdoor station workouts with a small overall footprint. Note: Removable proprietary attachments for future upgraded handles.

Model: LINE-S



"I've quickly found that the Torque Wheel is overall the safest & closest feeling to locking up with a moving defender without the damaging repeated impact of live reps."

*Philadelphia Eagles
Super Bowl Champion
Lane Johnson*

RESISTANCE TETHER (INCLUDES WAIST BELT AND A HANDLE)

Develop maximum strength and power for running and change of direction. The Resistance Tether keeps resistance around the hips and torso of the athlete. The harness attaches to a 10' long nylon web cord with a handle. The Resistance Tether includes a nylon web cord and a 3" wide hook & loop closure belt adjustable to a 42" waist. Includes a carry bag and instructions. The Resistance Tether also accommodates an optional shoulder harness for an upper body workout and is Max Belt compatible.

Model: TA150



Model: SST-LAD




SPORT TRAINING AGILITY STENCILS

Use these high quality stencils for creating Ladder, Dot, Star, or Cross patterns on your floor. These high density thick plastic stencils are precisely water jetted in the pattern of a Ladder, Star, Cross, or Dot. Lay the stencil on the floor and paint inside the template with any kind of paint or spray paint. Use for setting up permanent patterns indoors or use for setting up quick patterns outside. The stencils can be reused as many times as you like. Please see video at RaeCrowther.com.

Model: SST-STAR



Model: SST-CROSS



Model: SST-DOT



ROLLED RUBBER FLOORING

Rolled Rubber Flooring is a must have for your weight room, fitness, and workout areas. Save your cement, plates, bars, and most importantly protect your athletes. Specifically designed to be the best flooring in safety and performance. Designed for its load carrying capacity, flexibility and strength. It is not slick when dusty. Rubber flooring provides unmatched performance for personal training. Creates a professional look. Easy maintenance. Requires the services of a professional installer. Available in plain black or speckled colors.

- Model:** RB100-B 4 x 50' Roll of 9.5 mm ($\frac{3}{8}$ ") Flooring in Black
Model: RB100-S 4 x 50' Roll of 9.5 mm ($\frac{3}{8}$ ") 10% Speckled Color



RUBBER MAT 4' X 6' X $\frac{3}{4}$ "

Economical and durable rubber mats can take the toughest weight room pounding. The easiest way to set up a home gym or protect a floor is with these rubber mats. Color is Black. Weight per Mat is Approx. 100 lbs. Each Mat is approx. 24 sqf. Some Mats may have a slight color difference. (Please note minimum quantity order for Mats is 10 pieces).

Model: RM46



THE SYSTEM BOOK - THE 100 BEST EXERCISES

A comprehensive strength and conditioning manual for high school athletes. The system is a stepwise, sequential, progressive program for high school physical education and athletics designed to optimize athletic performance. The System trains movements and not muscles. The System trains through the season, not just to the season. The System gives the coach "a lot of tools in the coaching toolbox." The essence of the system is variation by design. Variation, intensity, technique. Although the units of training are sequenced following sound physiological principles, the exercise selection varies from day to day. The manual contains the following information:

Rubrics - Used by the coach, the rubric is the basis of evaluation from a performance and an academic standpoint. The rubrics for the "Big 100" exercises form the foundation of the system.

Metrics - How much, how many, how fast, how far: The system incorporates multiple measurements to create accountability and responsibility in students and athletes in their daily training.

Testing - The system uses The Physical Performance Profile to create baseline values of physical performance. Performed in the first week of the fall and spring cycle, these tests give the coach, student and athlete the present level of performance for upper body explosivity (seated medball throw), lower body static explosivity (vertical jump), lower body dynamic explosivity (standing broad jump), lateral speed and agility (pro agility) and speed (40 yard dash).

Exercises And Video - There are ten exercises per unit of training. Known collectively as the "The Big 100," think of these exercises as if they were the menu in a restaurant: A finite number of exercises that would be regularly if not randomly "selected" by the "customer." Virtually all of the exercises are accompanied by video that shows the exercises in real time and slow motion, and multiple angles. These videos are accessed on line with a pass code that is included with the purchase of The System.

Macrocycle - The system consists of a year round training program with weeks of active rest. There is a Fall Cycle that lasts from August 20th until December 20th, a Spring Cycle that lasts from January 10th to June 1st and a Summer cycle that starts on June 15th and ends on August 1st.

Microcycle - There are five sessions per week in one Microcycle. Monday, Wednesday and Friday sessions are primarily weightroom based. Tuesday and Thursday sessions are typically designed for the indoor gym, field or track.

Sessions - There are ninety sessions in a Mesocycle. The first five sessions of the fall and spring mesocycle include the Physical Performance Profile (PPP). The summer mesocycle does not include a PPP. It is a compilation of the "best of the best" 40 sessions.

Model: SST-BK



We have been using elements of the SST system at Cedar Grove for three years. We are a small school and a lot of our athletes play multiple sports. In the last two years, we have won two state track championships and been to the Quarterfinals and Semifinals in basketball. This year, we won the first state championship in football in school history. I can't say enough great things about the SST principles we've used to improve athletic performance and to keep our athletes relatively injury-free. Huge thanks to Coach Kenyon! Go Saints!



| Overhead Squat * | |
|------------------|--|
| 5 | Feet are shoulders width; toes slightly wider than the heels; bar is locked out above head. Exercise begins with flexion at the hip, knee and ankle; eyes remain level. Squat position is well below parallel; notch of hip is below top of the knee. Exercise ends with full extension of hip, knee and ankle. Back angle remains flat during exercise; bar remains stable during exercise. |
| 4 | Feet are shoulders width; toes slightly wider than the heels; bar is held high on shoulder. Exercise begins with flexion at the hip, knee and ankle; eyes remain level. Squat position is below parallel. Exercise ends with full extension of hip, knee and ankle. Back angle remains flat during exercise; bar remains stable during exercise. |
| 3 | Feet are shoulders width; toes slightly wider than the heels; bar is held high on shoulder. Exercise begins with flexion at the hip, knee and ankle; eyes may not be level. Squat position is parallel. Exercise ends with full extension of hip, knee and ankle. Back angle remains flat during exercise; bar remains stable during exercise. |
| I | One or more of the components are not evident. |

the

system™

session #90

| unit | exercise | sets | x | reps |
|----------------|-----------------------------|--|---|----------|
| DWU | Walking lunge | 2 | x | 10 yards |
| | Slow cariocca | 2 | x | 10 yards |
| | High kick | 2 | x | 10 yards |
| TEC | Push press | 5 | x | 5 |
| e ¹ | Clean (Challenge #6) | 2 | x | 3 |
| | | 3 | x | 2 |
| | | 5 | x | 1 |
| | | Last three sets at 90%, 95% and 100% of 1 RM | | |
| STAB | Stick hop | 5 | x | 5 |
| CORE | Turkish get-up | 3 | x | 10 |
| DROM | Across and out | 1 | x | 10 |
| | Front swing | 1 | x | 10 |
| | Side swing | 1 | x | 10 |

800-841-5060

www.rascrowther.com

122

Mission Statement: *Our Mission at Rae Crowther is to create great looking equipment (big time wow factor!) that reduces or eliminates practice injuries while also increasing the skill or strength level of athletes. Rae Crowther equipment is designed and sold to players, coaches, equipment managers, and athletic directors with the ultimate goal of developing oneself to the maximum extent possible, always striving for perfection, so that we can contribute something of value to the world. If you lose your dreams, you lose your mind.*

How to Order: Order online 24/7, or phone, fax, mail, or e-mail your order. Use whatever method is most convenient for you. Our ordering numbers are on the back of the catalog and on the bottom of most pages.

Payments: We accept checks, Visa, Mastercard, American Express, Discover Card, and signed Purchase Orders from school districts. We also accept wire transfers on international orders.

Pricing, Discounts, & Standard Terms: Our lowest price is printed in the catalog. Shipping charges are not included in the price of the equipment. Shipping charges range depending on the equipment ordered. There is no minimum order.

Quotes: We are glad to provide a guaranteed quote on any product in the catalog. Just call the factory and ask for a guaranteed quote. Quotes are good for 30 days. Freight rates are only guaranteed when the delivery address is the exact same as quoted.

Changes & Updates: Items delivered may vary from photographs. Rae Crowther Co. reserves the right to update items or make changes to items at any time. It is always our goal to deliver to your field the very best product with the latest features.

Shipping & Delivery: Sleds normally ship within 3 to 5 weeks. Unfortunately, sometimes the shipping dock does become backlogged and/or backordered. Call for availability. The weights listed in the catalog are not shipping weights. All equipment is shipped F.O.B. Rock Hill, South Carolina. Free shipping only applies to the lower 48 states. Rae Crowther reserves the right to restrict free shipping. Free shipping not available to dealers.

Lost or Damaged Freight: Rae Crowther products leave the factory in perfect condition. When your equipment is shipped, you are sent important shipping instructions. We try to use the fastest and most reliable freight carriers. Once the equipment leaves our factory, the shipment is out of our control. If equipment is delivered short or damaged, it is the responsibility of the delivering carrier to pay any claims. It's very important that the person signing for the delivery writes the words 'Short' or 'Damaged' directly on the delivering carrier's ticket. Make a copy of the ticket immediately. We will help you file any claims that are necessary against the freight company. When damages or shortages occur, we are at the mercy and speed of the freight company. Usually the process takes 90 days or more to be reimbursed by a freight carrier.

Concealed Damage: If a product is found to be damaged after being removed from its box, please notify Rae Crowther Co. and the delivering carrier immediately. Ask the carrier to fill out a concealed damage report. Usually this must be done within a week of the delivery.

Non-Warranty Return Policy: Before returning any equipment, call the factory first and describe the problem. We will be glad to try to help or make appropriate amends to solve the problem. We do not ship equipment for loan or a trial basis. If there is an early cancellation date for your order, we need to know that before accepting the order.

Warranty Return Policy: Please call to make sure the equipment in question is under warranty, and, if so, you will be given a return authorization number. If the piece of equipment is under warranty, you must ship the product pre-paid. Rae Crowther Co. will inspect the product upon arrival. If the product is defective, Rae Crowther Co. will fix or replace the item and ship it back to the customer at no charge.

Refusal of Shipment: Refused shipments will be charged a 15% restocking fee and the total shipping costs. If you are purchasing equipment through a booster club with non-school funds, please notify the school to accept the freight on behalf of your team.

Limited Warranty: Rae Crowther Co.'s sole obligation and the buyer's sole remedy is to repair or replace, at our option, any part that is found to be defective during the warranty period. Repair or replacement must be made only by Rae Crowther Co. Any product thought to be defective must be returned to Rae Crowther Co. for inspection at the buyer's sole expense. A Return Authorization Number must be obtained from Rae Crowther Co. before returning a product under a warranty claim. This warranty does not cover products damaged in shipment or any product damaged as a result of misuse, negligence, accident, improper assembly, ordinary wear and tear, vandalism, or by repairs, alterations, or use of replacement parts not manufactured or installed by Rae Crowther Co.

Disclaimers Of Warranties: Rae Crowther Co. makes no warranties, representations, or promises, either express or implied, as to the quality or performance of its products other than those set forth above, and Rae Crowther Co. expressly disclaims all implied warranties, including but not limited to the warranty of merchantability and warranty of fitness for a particular purpose. Rae Crowther neither assumes responsibility for nor authorizes any other person to assume for it any liability in connection with the sale of its products. In no event shall Rae Crowther Co. be liable for consequential damages, personal injury, or property damage.

General Warning: Rae Crowther Co. equipment is designed to protect the safety of the players. However, by the very nature of the sport, methods of practice and conditioning to play the sport, and equipment designed for the sport and such practice, it is possible that serious bodily injury, death, or property loss and damage could result. The User knowingly and voluntarily assumes all risk of serious injury, death, and property damage related to the use of Rae Crowther Co. products, including those that may result from the negligence of Rae Crowther Co., its employees and agents, the User or any other person or cause. Use of Rae Crowther Co. products shall constitute a release by the User of Rae Crowther Co. and its shareholders, officers, employees, and agents and their respective successors and assigns from all liability from injury, death, and property loss or damage that is in any way related to the use of Rae Crowther products, including any and all liability that may result from the negligence of Rae Crowther Co., including its employees and agents, the User or any other person or cause. Rae Crowther Co. assumes no liability for improper use, negligent assembly, unauthorized alteration or modification, lack of supervision, the physical condition or health of any User, or other condition affecting the User and use of any Rae Crowther Co. product. The sole responsibility of Rae Crowther Co. is governed by its limited warranty. Consult all written materials accompanying Rae Crowther Co. products prior to any use or assembly.





RAE CROWTHER CO.

ATHLETIC TRAINING EQUIPMENT

SINCE 1932

DOMINATE WITH FUNDAMENTALS

800.841.5050

PRSR STD
US POSTAGE PAID
BEAVER DAM, WI
PERMIT NO. 577



www.raecrowther.com | 800-841-5050